

2024 Ontario Hunting Regulations Summary

Fall 2024–Spring 2025



Application Deadlines

Moose: April 30 and July 8

Elk: June 10

Antlerless Deer: July 2

Controlled Deer: July 31

Mandatory Hunter

Reporting Deadlines: p. 22

Report Resource Abuse:

Please call 1-877-847-7667



Cabela's 



MAKE YOUR MARK



Niagara-on-the-Lake
300 Taylor Rd. Ste A1

Vaughan
1 Bass Pro Mills Dr.

Cabela's

Barrie – Park Place Centre
50 Concert Way

Ottawa
3065 Palladium Dr.

CABELAS.CA | BASSPRO.CA

Table of Contents

Message from the Minister	2
How to Use this Summary	3
About our Cover	3
Important Contact Information	5
Important Messages for Hunters	6
Wildlife Management Unit Map 1 – Southwestern Ontario	8
Wildlife Management Unit Map 2 – Southeastern Ontario	10
Wildlife Management Unit Map 3 – Northern Ontario.....	12
Hunting Licence Information	14
Tags.....	19
Mandatory Hunter Reporting	22
Ontario Hunter Education Course	26
Hunter Apprenticeship Safety Program	27
General Regulations.....	28
How to Apply to Hunt Big Game	38
White-tailed Deer	40
Moose.....	56
Elk	74
Black Bear	78
Wild Turkey.....	82
Wolf and Coyote	84
Small Game and Furbearing Mammals	86
ServiceOntario Centres & MNRF Work Centres.....	94

This publication is available at ontario.ca/HuntingRegulations

All proceeds from the sale of advertisements appearing in this publication supports fish and wildlife management programs in Ontario. The Province of Ontario and the Ministry of Natural Resources and Forestry neither endorse products or services offered in the advertisements nor accept any liability arising from the use of such products or services.

Photo credits:

Cover: Reborn Creative Media – by Ryan Hawkins

Page 40, page 55 (moose), 74, 84: J.D. Taylor

Page 55: Tim Timmerman (caribou), Norma Tegien (deer), Rick Rosatte (elk)

Page 56: J.B Dawson

Page 78: RT-images

Page 82: Jens Lambert Photography

Page 86: bobloblaw

Page 88: impr2003

Cette publication est également disponible en français. Pour en obtenir un exemplaire, veuillez composer le 1 800 387-7011 ou aller à ontario.ca/reglementschasse. On peut aussi en obtenir un exemplaire à un point de service de ServiceOntario.

5612

187 k.P.R., 28 03 2024

ISSN 0822-1936 (Print)

ISSN 1925-3516 (PDF)

Message from the Minister



Ontario has millions of hectares of public land, teeming with wildlife and vital ecosystems. Our landscape offers world-class hunting experiences that draw enthusiasts not only from our province, but across Canada and around the world.

Hunting is an integral part of our province's heritage, our culture, our economy and our way of life.

As hunters, you share knowledge and a love of the land that is itself a wonderful resource. Hunters are excellent stewards of the land, helping to conserve and sustain the valuable natural resources we are so lucky to have in Ontario – not just for today, but for generations to come.

As Minister of Natural Resources and Forestry, I am pleased to support the hunting community and lead efforts at a government level to responsibly manage our precious natural resources.

We share your vision for Ontario. A place of healthy forests, bountiful wildlife, and abundant opportunities for all Ontarians to enjoy the outdoors.

This shared commitment to preserve our natural heritage has led to strengthening and maintaining healthy wildlife populations. We continue to look for new and better ways to manage our natural resources.

My ministry has been working together with hunters to protect our deer, moose, elk and caribou from Chronic Wasting Disease (CWD). Hunters help keep CWD out of Ontario by using only artificial lures, by using local bait and by not importing high-risk animal parts. Hunter participation in Ontario's CWD surveillance program is critical to our province's efforts to ensure early detection and rapid response to this deadly disease.

Information gathered from hunters, such as what is provided through hunter reports and black bear tooth submissions, is valuable to support sustainable wildlife management and is another example of the strong relationship we have with hunters in Ontario.

More broadly, direct information from hunters is essential to provide information about how these traditional activities enrich the lives of Ontarians and how people engage in these activities.

By regularly surveying hunters, we track how perspectives of hunters change over time, across wildlife species and amongst different areas of the province.

For instance, this past year a survey of moose hunters was used to understand the economic and social benefits that moose hunting provides along with an opportunity for hunters to have their say about the new points-based system for allocating resident moose tags.

Insights from these voluntary hunter surveys complement mandatory hunter reporting data, where increases in hunter reporting response rates have, in some cases, directly contributed to more opportunities for Ontario hunters.

Through your ongoing co-operation in following Ontario's hunting regulations, we can continue to ensure future generations of Ontarians are able to take part in this cherished activity.

As always, I wish you the best of luck as you hunt – and remember to be safe!

The Hon. Graydon Smith

Minister of Natural Resources and Forestry

A handwritten signature in black ink, appearing to read 'Graydon Smith', written in a cursive style.

Connect with us

@FishWildlifeON



#FishWildlifeON

How to Use this Summary

This is a summary of information dealing with hunting licences and hunting laws in Ontario. This summary is neither a legal document nor a complete collection of the current regulations. It is meant to be a convenient reference only. For complete details, see:

- A. *Fish and Wildlife Conservation Act, 1997*, and the regulations made under this Act;
- B. *Migratory Birds Convention Act, 1994* (Canada), and the Migratory Birds Regulations;
- C. *Endangered Species Act, 2007*, and the regulations made under this Act;
- D. *Species at Risk Act* (Canada), with regard to federally listed species that are threatened, endangered or extirpated and their critical habitat;
- E. *Invasive Species Act, 2015*, and the regulations made under this Act with regard to invasive wild pigs;
- F. *Trespass to Property Act*; and
- G. *Firearms Act* (Canada).

This summary is divided into a number of sections that provide information about hunting licences, licensing requirements and general hunting regulations. In addition, each game species or group of game species has a section in this summary. Each species section covers basic regulations on hunting the species, including open seasons and other relevant information. Open season dates are inclusive: all dates including the first and last dates stated in the summary are open. Wildlife Management Unit (WMU) boundaries are shown in the front portion of this summary. You can obtain more detailed WMU maps at ontario.ca/WMUMap.

Contact Us

Please contact the Natural Resources Information and Support Centre (NRISC) at 1-800-387-7011, Monday to Friday from 8:30 a.m. to 5:00 p.m. (ET) or by email at NRISC@ontario.ca.

About our Cover

The anticipation of going hunting begins long before the actual hunt, as hunters immerse themselves in the planning and organization that precede a successful expedition. For some, field training days with their hunting dog is part of the preparation. It is a unique experience that deepens the bond between hunters and their canine companions. With a variety of wildlife, Ontario offers an abundance of opportunities to hunt wild game and put healthy and sustainably sourced food on the table. Hunting is an exciting experience that resonates with those who value the connection between nature, tradition, and harvesting their own food.

Whether field training, organizing gear in the off-season, or making upgrades to a hunt camp, the process of preparation connects those who enjoy the outdoors. It goes beyond the pursuit of game. It's an opportunity for friends and family to gather, share stories, tips and strategies, and strengthen the bond among individuals who share a common passion. The tradition of preparation continues to be an integral and one of the most enjoyable parts of being a hunter.

Please respect all resource users.

Wild game is of central importance to Indigenous communities in Ontario. The practice of Indigenous hunting pre-dates the establishment of the province.

Although tools have evolved over time, hunting continues to play a significant role in the lives of Indigenous peoples, contributing to the dietary, social, cultural and economic needs of communities in Ontario.

Indigenous communities have constitutionally protected rights to hunt in Ontario. MNRF recognizes and respects these rights, which may include hunting for food, social, or ceremonial purposes. These rights are fundamentally different than the privileges given to licensed hunters. For example, Indigenous people may hunt with different methods or at different times.

Just as MNRF respects these rights, we ask that licensed hunters do the same.

Important Contact Information

General Inquiry Telephone Numbers

Natural Resources Information and Support Centre (lost or stolen cards and general inquiries)

..... 1-800-387-7011

Automated Licensing, Draw Application, Draw Results and Hunter Reporting1-800-288-1155

Licensing, Draw Application and Hunter Reporting Website huntandfishontario.com

Other Important Telephone Numbers

MNRF TIPS Line..... 1-877-847-7667

Crime Stoppers (report natural resources violations anonymously)..... 1-800-222-8477

RCMP Canadian Firearms Program 1-800-731-4000

Environment Canada Public Inquiries (waterfowl seasons) 1-800-668-6767

Banded Birds Reporting..... 1-800-327-2263

Bear Wise Reporting..... 1-866-514-2327

Forest Fires (in area codes 705, 249, 807)..... 310-FIRE (3473)

Important Dates for Hunters

Deer

Licences and Draw Available..... March 1

Deadline for Antlerless Draw July 2

Additional Deer Tags Available July 10

Controlled Draw Available. July 1

Deadline for Controlled Draw July 31

Antlerless Draw Results August 1

Tags Available to Print August 20

Controlled Draw Results September 1

Controlled Validation Available..... September 1

(for printing on Licence Summary)

Additional Controlled Deer Tags Available

..... September 9

Deer Report Deadline January 14, 2025

Moose

Primary Allocation Available..... April 1

Primary Allocation Deadline April 30

Primary Tag Claim Deadline June 7

Second Chance Allocation Available June 15

Second Chance Allocation Deadline July 8

Tags Available to Print August 20

Moose Report Deadline..... December 29

Elk

Draw Entry Available April 15

Deadline for Draw Entry June 10

Draw Results Available August 1

Tags Available to Print August 20

Elk Report Deadline October 13

Small Game

Licences Available January 1

Wild Turkey

Spring Tags Available March 1

Spring Report Deadline..... June 14

Fall Tags Available September 1

Fall Report Deadline November 14

Wolf/Coyote

Tags Available January 1

Report Deadline..... January 14, 2025

Black Bear

Licences Available March 1

Second Tags Available..... April 15

(spring and fall seasons)

Resident Report Deadline December 14

Spring Non-resident Report Deadline..... June 22

Fall Non-resident Report Deadline December 7

Important Messages for Hunters

Occasionally, additional information for hunters becomes available after the Hunting Regulations Summary is printed. For more information, please go to ontario.ca/HuntingUpdates.

Send us bear teeth and we'll send you a

Bear Hunter Crest!

Help MNRF manage black bear populations by sending the premolars from a harvested black bear.

Learn more on p. 81.



Ontario 

Invasive Wild Pigs

Under the *Invasive Species Act* it is illegal to hunt pigs in Ontario.

Hunting wild pigs is not an effective approach to control their spread. When they are hunted, they flee into new areas and learn to avoid humans. They are quick to reproduce, and populations are known to rebound rapidly.

Given the knowledge that hunters have, and time spent outdoors across the province, the ministry is seeking your help and expertise to report wild pig sightings. The ministry assesses all wild pig reports, and where appropriate, uses a coordinated approach to prevent their establishment in the province.

Visit ontario.ca/WildPigs to learn more about reporting wild pig sightings, the rules and understand what the province is doing to actively address the threat of invasive wild pigs.

COVID-19 and Deer

SARS-CoV-2, the virus that causes COVID-19, has been detected in white-tailed deer in Ontario. There are recommended precautions when handling or dressing a deer carcass. For more information, please visit: <https://www.canada.ca/en/public-health/services/diseases/2019-novel-coronavirus-infection/prevention-risks/animals-covid-19.html>

Mandatory Hunter Reporting

There are mandatory hunter reporting requirements for deer, moose, elk, black bear, wild turkey and wolf/coyote. Go to the Mandatory Hunter Reporting section (p.22) for details.

Use or Possession of Natural Attractants

It is illegal to use or possess any product containing natural attractants including blood, urine, gland oils and other fluids of any member of the deer family, for any purpose. Only synthetic (artificial) or plant-based products can be used. Non-resident hunters coming to Ontario to hunt: don't bring bait and feed from outside Ontario – you could unknowingly be importing Chronic Wasting Disease (CWD). Local sources are safer and benefit local farmers and business owners.

What is the Fish and Wildlife Heritage Commission?

The Fish and Wildlife Heritage Commission consists of members representing all regions of Ontario that have a range of experience, knowledge, and insight related to fishing, hunting, and trapping activities in Ontario.

The FWHC has responsibilities to provide advice and make recommendations to the Minister, related to the promotion of fish and wildlife activities, and the operation of the Fish and Wildlife Special Purpose Account (SPA).

Ontario 

Important Messages for Hunters

CWD Surveillance Program

MNRF and hunters are working together to look out for Chronic Wasting Disease (CWD). We need your help! Go to page 49 for more information.

Why is monitoring important?

- Monitoring helps detect CWD early if it enters the province – this gives us a better chance of limiting its spread

How do you benefit?

- Get your deer tested free of charge
- The first 500 hunters to submit a sample receive a collectable crest
- Knowing you are helping to preserve hunting opportunities for years to come

What you need to know:

- Monitoring locations vary from year to year. Visit ontario.ca/CWD to find out more
- Having your deer tested does not affect your ability to consume the meat or have the head mounted

Bringing Out-of-Province Carcasses into Ontario

If you intend to hunt outside of Ontario, please go to the Deer section (p.49) or ontario.ca/CWD for additional information and specific regulations designed to reduce the risk of spreading CWD into Ontario.

Lyme Disease

Ontario is experiencing an increase in the areas where the ticks that may carry Lyme disease are found. When outdoors, practise personal protection. For detailed information visit: ontario.ca/lyme.

Escaped Deer, Elk and Pigs

The Ministry of Natural Resources and Forestry (MNR) wants to hear from you if you see an escaped deer, elk or pig, or detect one in trail camera photos. These escaped animals pose a threat to native species. Please contact your local MNR work centre to report escaped deer or elk. Escaped pig sightings should be reported to wildpigs@ontario.ca or 1-833-933-2355.

Ear Tags

If you harvest an animal that has an ear tag with the phone number 1-866-514-2327, this animal was chemically immobilized in the past using veterinary drugs. Health Canada has established recommended guidelines for consumption. Please call the above number for specific information on whether Health Canada would recommend that the meat be consumed.

Address, Name and Residency Changes

You must notify the MNR of any address, name, residency or contact information change within 10 days of the change. You can update your address by accessing your account online at huntandfishontario.com, or by calling the Natural Resources Information and Support Centre at 1-800-387-7011.

If you are hunting big game, be sure to carry:

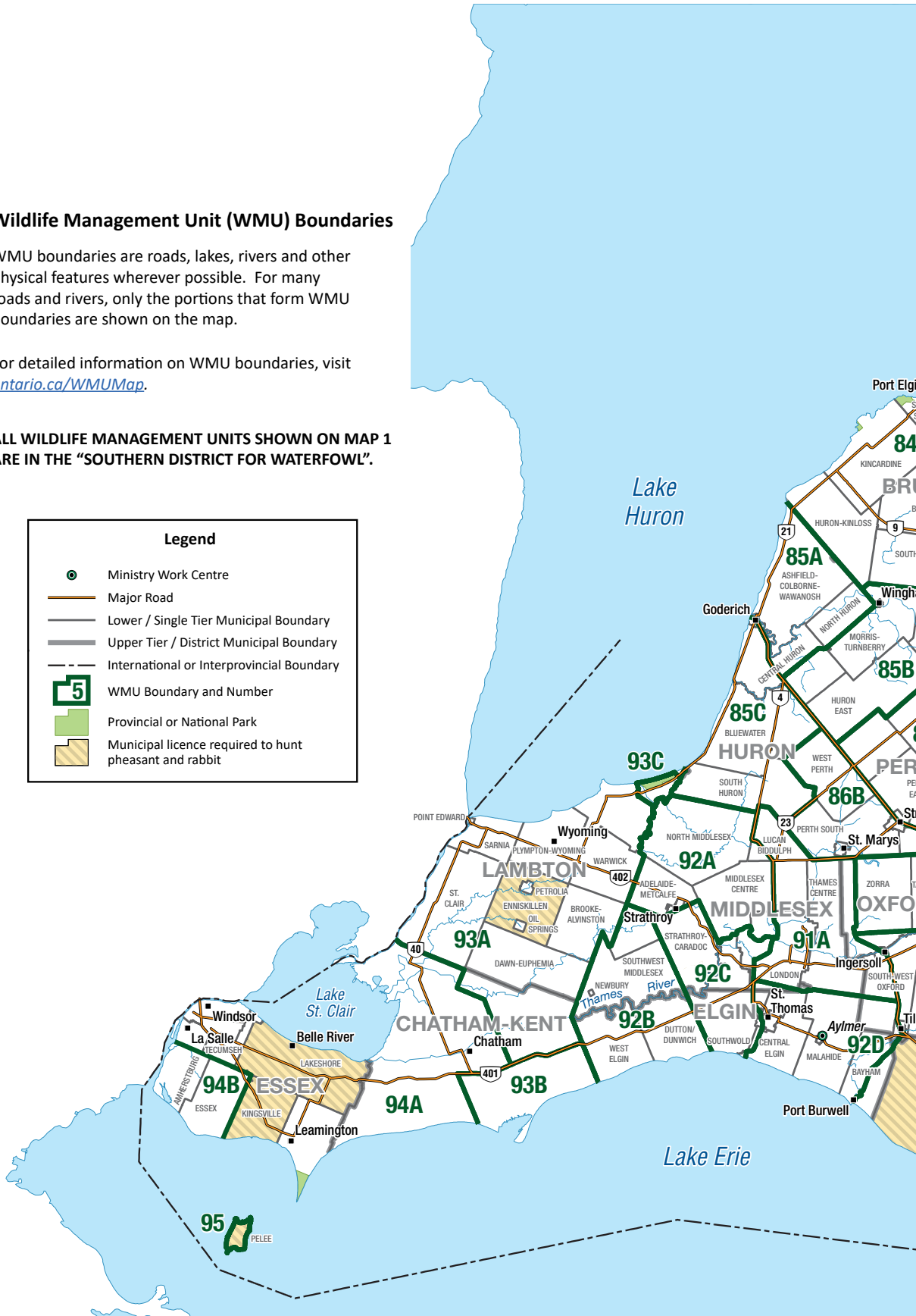
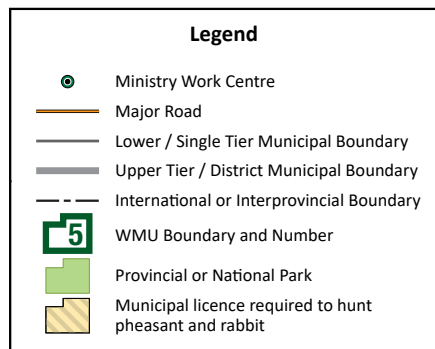
- Outdoors Card
- Licence Summary listing the licence for the species you are hunting (printed or PDF saved to your charged mobile device)
- your valid tag for the species you are hunting (printed), or be party hunting with a person who has a printed tag
- proof of firearms accreditation if you are hunting with a gun

Wildlife Management Unit (WMU) Boundaries

WMU boundaries are roads, lakes, rivers and other physical features wherever possible. For many roads and rivers, only the portions that form WMU boundaries are shown on the map.

For detailed information on WMU boundaries, visit ontario.ca/WMUMap.

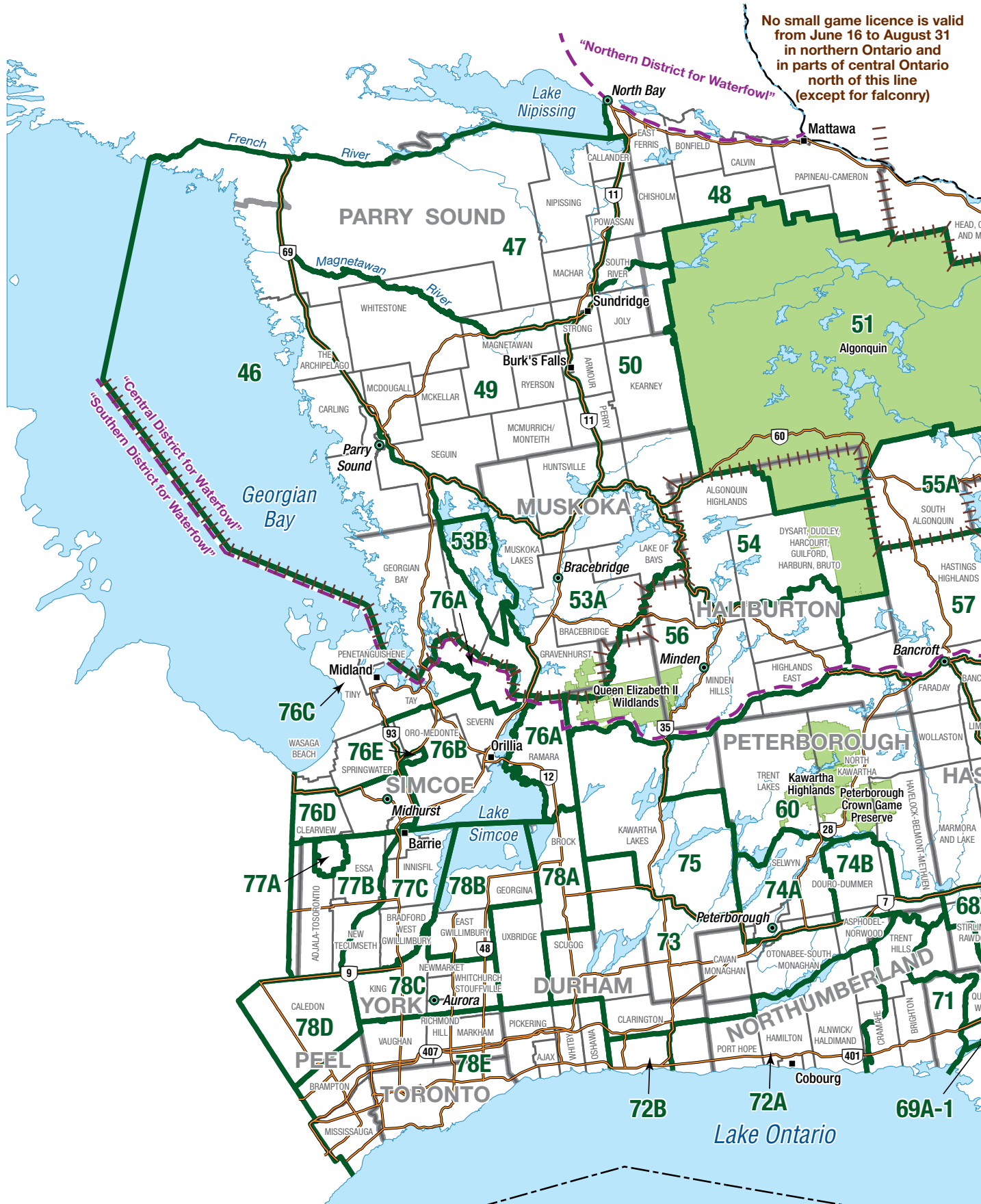
ALL WILDLIFE MANAGEMENT UNITS SHOWN ON MAP 1 ARE IN THE “SOUTHERN DISTRICT FOR WATERFOWL”.



Wildlife Management Unit Map 1 – Southwestern Ontario



Wildlife Management Unit Map 2 – Southeastern Ontario

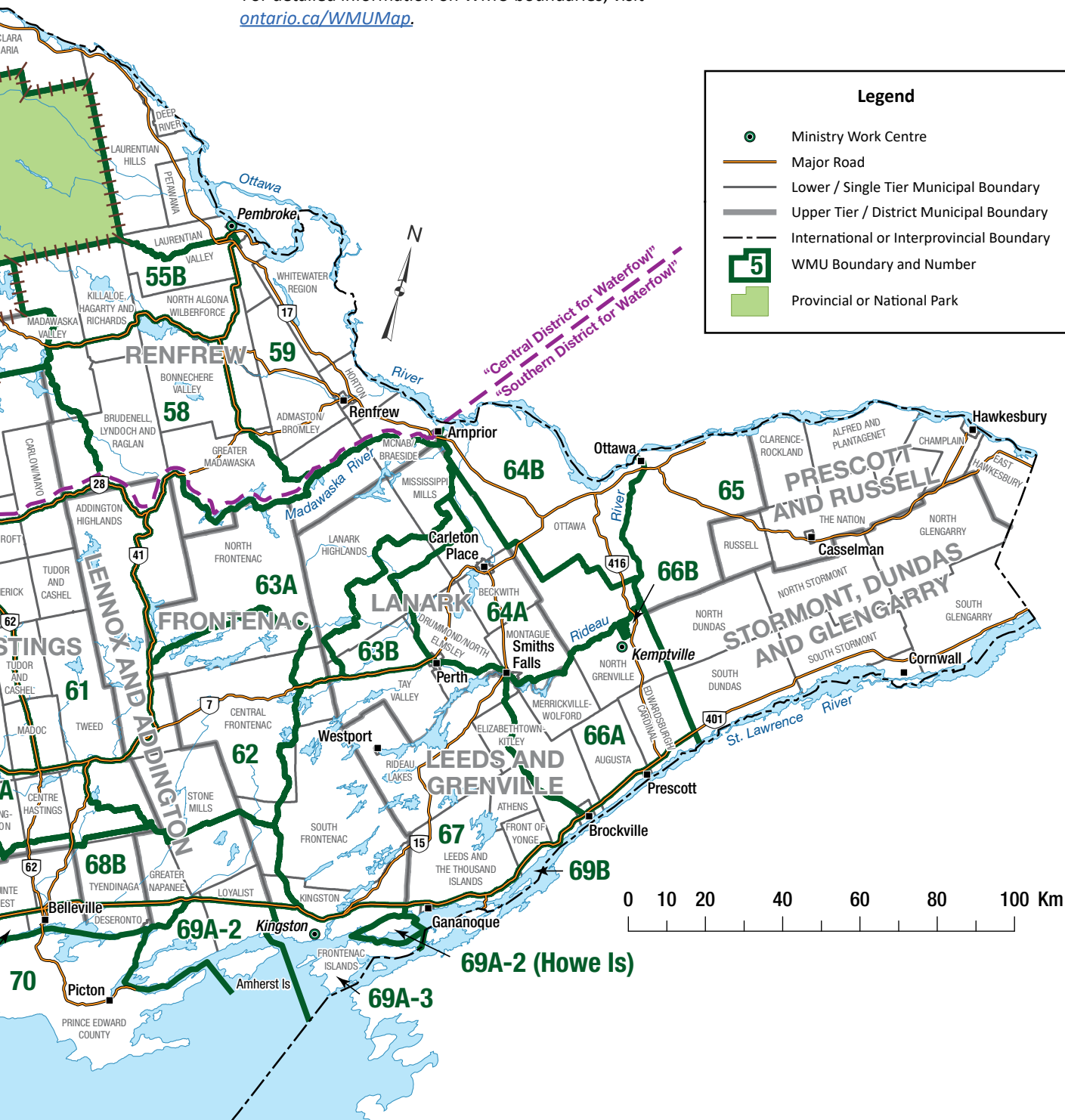


Wildlife Management Unit Map 2 – Southeastern Ontario


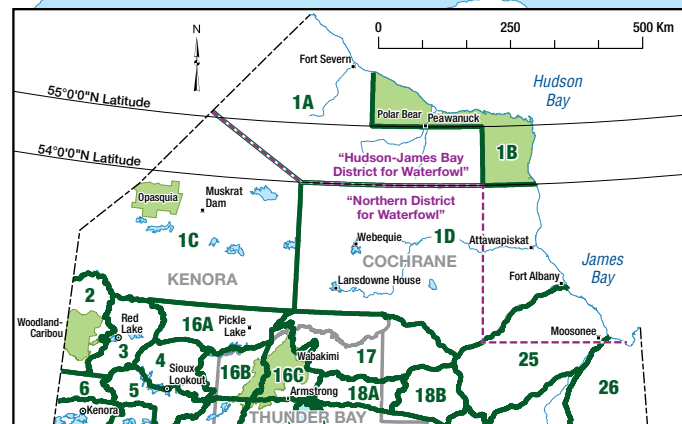
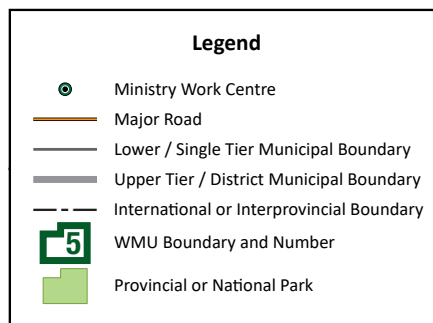
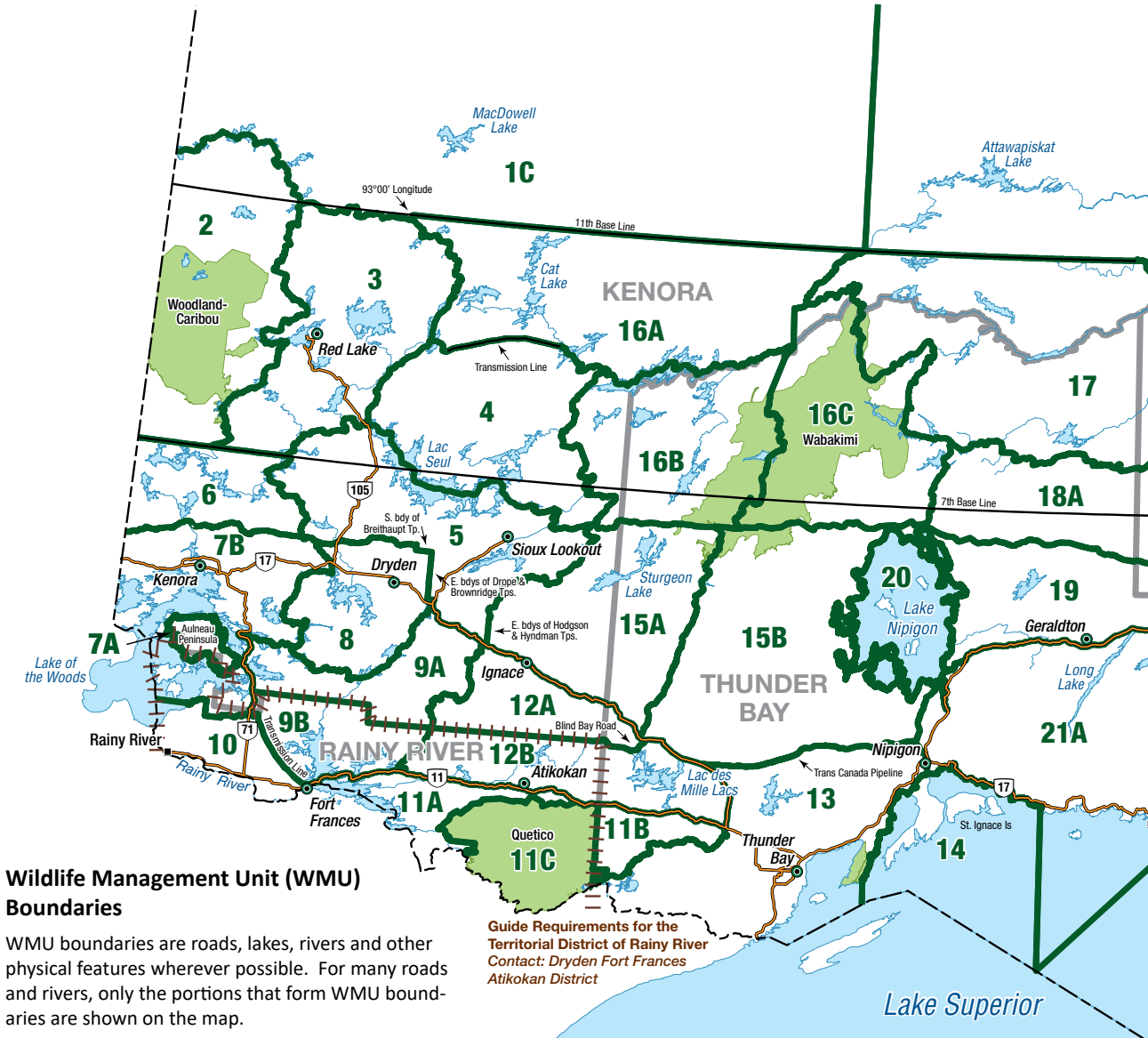
Wildlife Management Unit (WMU) Boundaries

WMU boundaries are roads, lakes, rivers and other physical features wherever possible. For many roads and rivers, only the portions that form WMU boundaries are shown on the map.

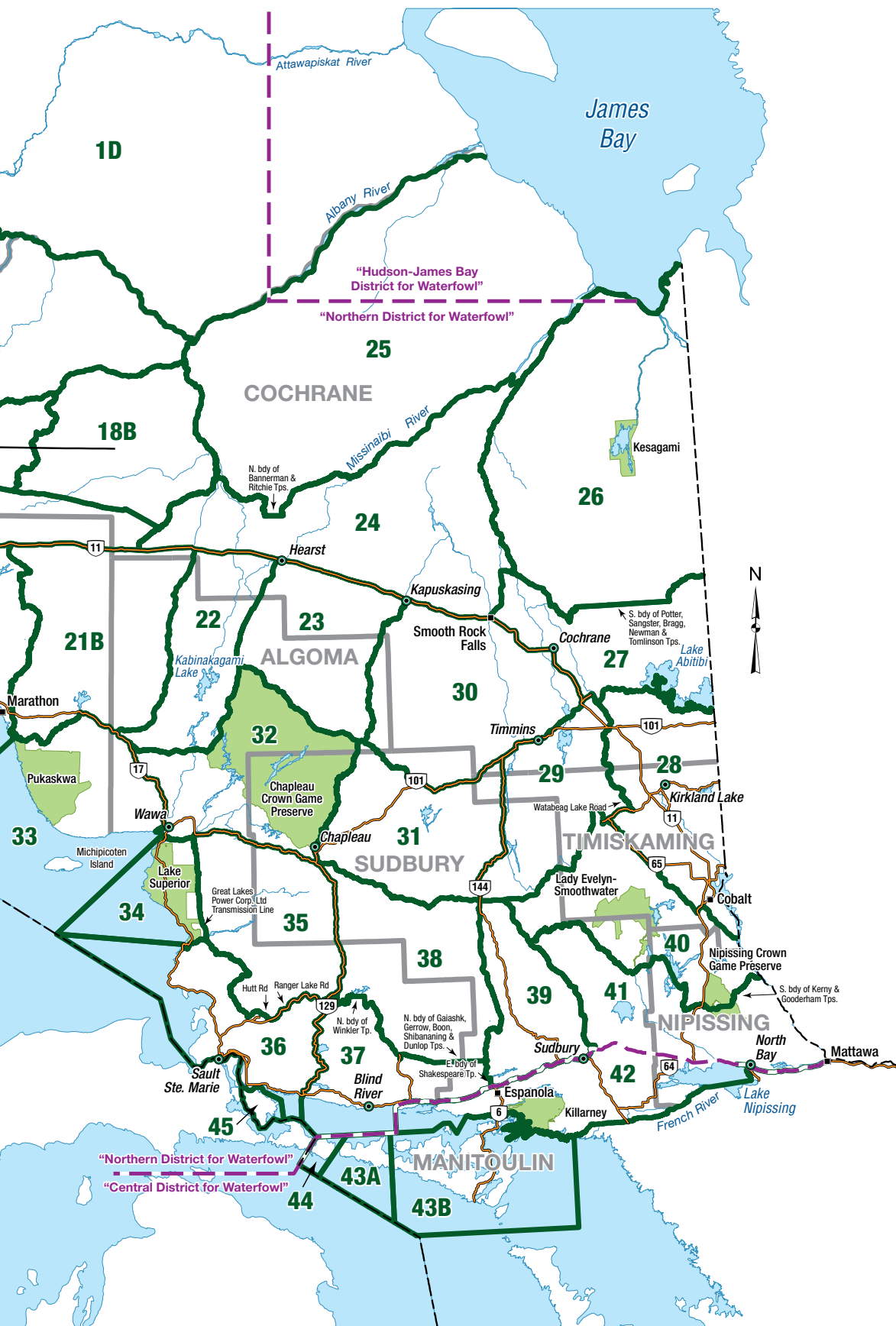
For detailed information on WMU boundaries, visit ontario.ca/WMUMap.



Wildlife Management Unit Map 3 – Northern Ontario



Wildlife Management Unit Map 3 – Northern Ontario



Hunting Licence Information

Hunting Fees

All products with a fee are subject to 13% HST.

Outdoors Card

- Ontario Outdoors Card \$8.57
(a valid Outdoors Card is required for all resident and non-resident hunters who wish to purchase hunting licences)

White-tailed Deer

- Resident Deer Licence \$43.86
- Farmer's Deer Licence \$25.14
- Resident Additional Deer Tag \$43.86
- Non-Resident Deer Licence \$240.81
- Non-Resident Additional Deer Tag \$240.81

Moose

- Application Fee \$15.00
- Resident Moose Licence \$35.29
- Calf Tag \$30.00
- Cow/Calf Tag \$150.00
- Bull Tag \$200.00
- Non-resident Moose Licence \$479.86

Elk

- Resident Elk Draw Application \$15.00
- Resident Elk Licence \$48.25

Black Bear

- Resident Bear Licence \$43.86
- Resident Second Bear Tag \$43.86
- Non-Resident Bear Licence \$240.81
- Licence to Provide Bear Hunting Services* \$35.00

***Note:** Contact your local MNRF work centre to purchase.

Wild Turkey

- Resident Turkey Tag (spring) \$26.33
- Resident Turkey Tag (fall) \$26.33
- Non-Resident Turkey Tag (spring) \$30.33
- Non-Resident Turkey Tag (fall) \$30.33

Wolf/Coyote

- Resident Wolf/Coyote Tag \$10.05
- Non-Resident Wolf/Coyote Tag \$255.57

Note: A wolf/coyote tag is required in some Wildlife Management Units.

Small Game

- Resident Small Game Licence \$22.76
- Resident Small Game Licence (3-year) \$68.28
- Non-Resident Small Game Licence \$121.52
- Non-Resident Small Game Licence (3-year) \$364.56

Falconry

- Apprentice Falconry Licence \$19.81
- General Falconry Licence \$19.81
- Commercial Falconry Licence \$198.13

Note: Contact your local MNRF work centre to apply.

Hunting Dogs

- Resident Hunting Dog Licence \$12.21
- Non-Resident Dog Licence \$15.21

Note: Required where dogs are permitted for hunting deer, moose, bear or raccoon.

Guides

- Guide Licence \$7.68

Note: Required for guiding non-resident hunters in the territorial district of Rainy River and for guiding migratory bird hunters on Lake St. Clair. Only Ontario residents or Canadian citizens are eligible for a Guide Licence. Contact your local MNRF work centre to purchase.

Other Permits

Migratory Game Birds

To hunt migratory game birds (e.g. waterfowl, common snipe, woodcock and mourning dove) in Ontario, you must have: a federal Migratory Game Bird Hunting Permit and a Wildlife Habitat Conservation Stamp, as well as an Outdoors Card and Small Game Licence. This includes hunting these species with falconry birds (falconry licence required) or non-indigenous falconry birds. Migratory Game Bird Hunting Permits and Wildlife Habitat Conservation Stamps are available at any post office or online at permis-permits.ec.gc.ca/en.

Export Permits

- Non-Resident Export Permit - \$35
Required for exporting moose, deer, elk and bear out of Ontario.
- The Convention on International Trade in Endangered Species of Wild Fauna and Flora (CITES) Permit.
Available through Environment and Climate Change Canada (p.94).
Required for exporting wolf and black bear out of Canada, in some cases.

Go to the General Regulations section (p.37) for more information on exporting requirements.

Possession of Furbearing Mammals or Pelts

- Notice of Possession - No charge.
Required if you acquire a furbearing mammal and/or pelt for personal use in some circumstances, e.g. roadkill.
- Licence to Possess a Pelt - No charge.
Required if you acquire a furbearing mammal and/or pelt in some circumstances.

Go to the Small Game and Furbearing Mammal section (p.93) or visit: ontario.ca/page/keep-dead-wild-animal for more information.

Important Licence Information

How To Buy Licences or Buy/Renew Outdoors Card

- 1) **Online:** visit huntandfishontario.com to use the Fish and Wildlife Licensing Service
- 2) **Phone:** call 1-800-288-1155 (toll-free) and use the automated telephone system
- 3) **In Person:** visit a participating ServiceOntario or licence issuer

Note: Online and phone services accept VISA, MasterCard, VISA Debit and Debit MasterCard

An Outdoors Card will be automatically mailed to you after you have completed your card purchase. You will still be able to hunt while you wait for your Outdoors Card to arrive in the mail by using your Licence Summary, which will list your valid Outdoors Card.

Outdoors Card Information

An Outdoors Card is a plastic, wallet-sized card issued by the Ministry of Natural Resources and Forestry which you are required to carry while hunting. A valid Outdoors Card is required for all resident and non-resident hunters who wish to purchase hunting licences.

Outdoors Cards are valid for 3 calendar years, with the expiry date listed on the card. If you purchase a 3-year Small Game Licence or a 3-year Fishing Licence (or both) when you buy/renew your Outdoors Card, these 3-year licences will be printed on the back of your card and will expire with the card.

It is illegal for a hunter to hold more than one Outdoors Card with different numbers. It is also illegal to provide false information on an application to obtain an Outdoors Card or any other licence product.

Hunter Accreditation Requirements

You must have successfully completed Ontario's Hunter Education Course (p.26) or an Ontario-recognized equivalent requirement (e.g. existing accreditation on record or documentation from a recognized jurisdiction) to be eligible to purchase hunting licences and hunt in Ontario.

Parental or guardian consent is required to obtain an Outdoors Card for any resident under 16 years old. Parental/guardian consent is provided by completing an attestation on the website or by attesting to the parental/guardian consent statement that a participating ServiceOntario or licence issuer representative will read aloud to you and enter into the Fish and Wildlife Licensing Service. Go to the Ontario Hunter Apprenticeship Safety Program section (p.27) for more information on apprentice hunters (12-14 year old residents).

Non-residents who are hunting in Ontario for the first time must be at least 16 years of age, and must provide proof of accreditation from their home jurisdiction, provided that it has hunter education requirements that are equivalent to Ontario's requirements. A list of jurisdictions with recognized equivalent education requirements can be found at ontario.ca/page/hunting-licence-non-residents-ontario#section-1.

Plan ahead: Non-residents must submit an original or certified copy of acceptable hunting accreditation by:

- contacting the Natural Resources Information and Support Centre at 1-800-387-7011 (accreditation processed within 15 business days of receipt, allowing non-residents to buy products online before arriving in Ontario),
- visiting a participating ServiceOntario or licence issuer (allows non-residents to buy hunting products immediately)

Non-resident accreditation must be translated in writing into either English or French. Both the original and translated copy must be provided. Translations must be provided by a certified translator (confirmed by a seal or stamp showing the translator's membership number of a professional translation association in Canada or abroad). Go to ontario.ca/page/hunting-licence-non-residents-ontario for more information.

Residency

An Ontario resident is a person whose primary residence is in Ontario and who has lived in Ontario for a period of at least 6 consecutive months during the 12 months immediately before applying for a licence. All other individuals are considered non-residents (some exceptions apply to active military and RCMP personnel who have been stationed in Ontario for a period of at least 1 month with appropriate documentation).

Report hunting injuries

You must report to a conservation officer any hunting injury caused by the discharge of a firearm (including a bow) which requires treatment by a physician.




Call 1-877-847-7667 to report.

Ontario 


Licence Summary







Your Licence Summary is a document that lists all of your valid hunting and fishing licence products. An updated Licence Summary will be issued to you each time you purchase a new licence product. It may be carried as a paper copy or as a download on a mobile device (or both). Your Licence Summary must remain intact and readable at all times.

LICENCE SUMMARY / SOMMAIRE DES PERMIS
Printed/Imprimé: 2024-03-22 14:49 ET/HE 


DOE, JOHN
1990-01-01
123 Main Street
Deerville
ON Canada

Outdoors Card # / N° de Carte Plein air:
708158 123456789
Accredited Hunter / Chasseur agréé



Product / Produit	# / N°	Details / Détails *	
Outdoors Card / Carte Plein Air	123456789	Expires / Échéance 2025-12-31	
ON Sport Fishing Licence-3 Yr / ON Permis De Pêche Sportive-3 Ans	7654321	Expires / Échéance 2025-12-31	
ON Small Game Licence-3 Yr / ON Permis De Petit Gibier-3 Ans	6543211	Expires / Échéance 2025-12-31	
ON Deer Licence / ON Permis De Chevreuil	123456	2024	
ON Bear Licence / ON Permis D'Ours	9876543	2024	
ON Moose Licence / ON Permis L'Original	8765432	2024	

*Refer to your TAG for complete validation details. /
Reportez-vous à votre VIGNETTE pour plus de détails sur la validation.

 **Mandatory Hunter Reporting / Rapports obligatoires des chasseurs:**
ontario.ca/hunterreporting | 1-800-288-1155 | ontario.ca/rapportdechasse

Report Resource Abuse / Signaler un abus des ressources: 1-877-847-7667
ontario.ca/outdoorscard | 1-800-387-7011 | ontario.ca/cartepleinair

Digital Copy: You can carry your Licence Summary in a digital format, such as on a mobile device. You can have a copy of your Licence Summary sent to your email address by accessing your account using the Fish and Wildlife Licensing Service. If you choose to carry your Licence Summary on your mobile device, it must be in the PDF format provided to you from the Fish and Wildlife Licensing Service (a photograph or screenshot of your Licence Summary is not valid). You are responsible for ensuring that your device has battery power and is protected from the elements to be able to display it when and where requested by a conservation officer (unless you are also carrying a paper copy with you).

You must carry your Outdoors Card, your hunting licence (either listed on your paper or electronic Licence Summary or printed on the back of your Outdoors Card), and any relevant tag(s) with you while hunting.

Note: If you are hunting wild turkey or wolf/coyote (in a WMU where a tag is required) and your Small Game Licence is printed on the back of your Outdoors Card, you can simply carry your Outdoors Card and your relevant tag.

All hunting licences are valid for the year specified and expire on December 31st in the year in which they were issued unless otherwise noted. Licences are restricted to the relevant open season for hunting.

Lost Outdoors Card

Please visit huntandfishontario.com, participating ServiceOntario or licence issuer to obtain a duplicate.

Note: An administration fee will apply.

Paper Copy: You can print a copy of your Licence Summary as many times as needed for free (from any device that can access your online account and print documents). Alternatively, you can visit a participating ServiceOntario or licence issuer to have your Licence Summary printed free-of-charge for first-time prints. **Note:** An administration fee will apply for replacements at ServiceOntario and licence issuers.

Firearms Licence Requirement

The *Firearms Act* (Canada) sets out the requirements for firearm possession. Hunters should be aware of these requirements if hunting with a gun in Ontario.

If you are in possession of a gun (includes air and pellet guns) for the purpose of hunting in Ontario, you are required to carry proof of your firearms accreditation - this includes apprentice hunters (12-14 year old residents). You are not required to carry proof of firearms accreditation if you are hunting with a bow or crossbow in Ontario. Every gun hunter must carry one of the following: a valid possession and acquisition licence, a valid minor's licence, or a stamped copy of a Canadian Firearms Safety Course (CFSC) student report as official documentation showing successful completion of the CFSC (restrictions on possessing a firearm and/or requirements for supervision may apply under federal law). For non-residents, this could also include a valid non-resident firearms declaration form confirmed by a Canadian customs officer, or a valid temporary firearms borrowing licence for non-residents issued under the *Firearms Act* (Canada).

You are required to produce this documentation to a conservation officer upon request. **Note:** You may submit an application for a Possession and Acquisition Licence (PAL) up to 6 months before you turn 18 years old. Please ensure you plan ahead to avoid any delays.

Contact the Canadian Firearms Program at 1-800-731-4000 (or rcmp.ca/en/firearms) for information about the requirements for firearm ownership, licensing, storage and transportation.

Transfer of Licences or Tags

It is illegal to transfer an Outdoors Card, licence, tag or any component of a licence to another person unless authorized to do so by MNRF (e.g. an approved moose tag transfer). It is also illegal to use or possess an Outdoors Card, licence, tag or any component of a licence that was issued to someone else. Only the person who was issued the tag may possess the tag unless it has been invalidated (notched) and affixed to an animal.

Requirements for Indigenous Persons

Many Indigenous communities in Ontario hold Aboriginal or treaty rights to hunt. MNRF is committed to respecting these constitutionally-protected rights. After conservation goals are met, Aboriginal and treaty rights to hunt take priority before allocation and management of the resource for other purposes.

Aboriginal rights to hunt stem from customs, practices or traditions that are integral to the distinctive culture of an Indigenous community. Treaty rights to hunt are reserved through treaties between the Crown and Indigenous peoples. Aboriginal and treaty rights are collectively held and are associated with an Indigenous community's traditional or treaty territory. These rights are not generic and different communities may hold different rights. Aboriginal and treaty rights to hunt can be exercised using modern means.

Members of Indigenous communities exercising an Aboriginal or treaty right generally do not require an Outdoors Card, Ontario hunting licence(s) and tag(s) when hunting for food, social or ceremonial purposes within their traditional or treaty territory. Indigenous individuals should be prepared to provide identification showing their community membership if requested by conservation officers. Members of Indigenous communities hunting outside of their traditional or treaty area must hold a valid hunting licence(s) and tag(s) and follow the corresponding regulations, or have written permission from a First Nation to hunt within their traditional or treaty territory (R v. Shipman et al., 2007).

Non-Indigenous people may accompany Indigenous people who are hunting, but may not help them to exercise their hunting rights. For example, a non-Indigenous person may not assist an Indigenous hunter by shooting their game, carrying a gun, searching for or flushing game. They can assist in the retrieval of game or transporting of lawfully harvested game while accompanying an Indigenous person.

Getting a Tag

A tag authorizes the tag holder to hunt a member of the species of game specified on the tag, subject to conditions specified on the tag. Only one animal may be harvested per tag. Tags must be carried in paper format. Tags cannot be carried or presented to a conservation officer on an electronic device. Tags are equipped with document security features to discourage fraudulent activities. **It is illegal to have multiple copies of a tag or validation certificate, or to alter, modify or counterfeit a tag or validation certificate, or to possess such a product.**

Tags are printed on regular paper and can be obtained:

- online through the Fish and Wildlife Licensing Service at huntandfishontario.com and printed using a personal computer,
- in person by visiting a participating ServiceOntario or a licence issuer

Hunters will be able to print most tags immediately at the time of purchase with the exception of moose, deer or elk tags which will be available for print starting on August 20.

Note: Any controlled deer hunt validation will appear on your Licence Summary on September 1 after the purchase of a deer licence. An elk licence is required before an elk tag can be printed.

Tags can only be printed once. If a tag did not print or is lost, damaged, stolen and a replacement is necessary, you will be required to visit a participating ServiceOntario or licence issuer for a replacement. Damaged tags must be surrendered before a replacement tag will be issued. All replacements will be tracked in the Fish and Wildlife Licensing Service. An administration fee of \$10.50 is applied for any replacement tags.

It is illegal to apply for, purchase or possess more than one tag, unless specifically permitted (e.g. additional deer tag, second bear tag).

Note: The tag issued with your deer, bear and elk licence will not be listed on your Licence Summary.

Maintaining a Tag

Tags must remain intact and readable at all times. It is your responsibility to ensure paper tags are protected from the weather or other types of damage. There are products available to help ensure your tag is protected from damage (e.g. commercially available tag holders or resealable plastic bags).

2024 Ontario

ON Deer Tag
ON Vignette de chevreuil

DOE, JOHN
Outdoors Card#/
N° de Carte Plein air:
708158 123456789

Licence# / N° de permis:
123456

Valid for 1 antlered deer in any WMU

Valide pour 1 chevreuil avec bois dans toute UGF

(Printed / Imprimé: 2024-08-20)

FOLD HERE / PLIER ICI

**It is illegal to create or be in possession of a modified, copied or counterfeit tag /
Il est illégal de créer ou de posséder une vignette modifiée, reproduite ou contrefaite.**

**Mandatory Hunter Reporting /
Rapports obligatoires des chasseurs:**

ontario.ca/hunterreporting
ontario.ca/rapportdechasse
1-800-288-1155

Report Resource Abuse /
Signaler un abus des ressources:
1-877-847-7667

**ontario.ca/outdoorscard
ontario.ca/cartepleinair
1-800-387-7011**

Tagging Instructions:

1. Notch the tag with day, month and time immediately after the kill, at the site of the kill and before moving the animal. Keep the tag with the animal until it has been transported to the site of processing and is being processed for long-term storage.
2. You may attach the tag to the animal at any time; however you **MUST** attach the tag if you are not immediately accompanying the animal or immediately available to produce the tag for inspection. The tag must be securely attached to either the antler or the ear.
3. Keep the head of the animal with the carcass until it has been transported to the site of processing and is being processed for long-term storage.

Instructions d'étiquetage:

1. Faites une encoche sur la vignette indiquant le jour, le mois et l'heure immédiatement après avoir abattu l'animal et sur les lieux mêmes, et avant de déplacer l'animal. Gardez la vignette avec l'animal jusqu'à ce qu'il ait été transporté au site de transformation et qu'il soit traité pour un entreposage à long terme.
2. Vous pouvez attacher la vignette à l'animal à tout moment; cependant, vous **DEVEZ** attacher la vignette si vous n'accompagnez pas immédiatement l'animal ou si vous n'êtes pas immédiatement disponible pour présenter la vignette pour inspection. La vignette doit être solidement fixée au bois ou à l'oreille.
3. Gardez la tête de l'animal avec la carcasse jusqu'à ce qu'elle ait été transportée jusqu'au site de transformation et qu'elle soit traitée pour un entreposage à long terme.

Tagging Requirements

Specific tagging instructions will be provided with your tag. Make sure you carefully read and follow the tagging instructions that accompany your tag. A summary of the tagging requirements is provided below:

Notching: You must invalidate your tag by notching the day, month and time immediately after the kill, at the site of the kill and before moving the animal.



Attaching Your Tag: You are not required to attach the tag if you are both immediately accompanying the animal and immediately available to produce the tag for inspection. For example, the tag holder may carry the notched/invalidated tag in a pocket while bringing the harvested animal out of the bush provided that the tag holder remains with the animal while it is being moved.

However, you **must** attach the tag if you are not immediately accompanying the animal or immediately available to produce the tag for inspection. For example, the tag holder must attach the tag if they leave the harvested animal at any time, including:

- transporting the animal in one vehicle while the tag holder is in another vehicle
- leaving the animal at camp while the tag holder goes out party hunting
- leaving the animal at a butcher for processing

Important: If you are unsure about whether or not to attach your tag, you should attach it.

Make sure to follow the instructions provided with the tag and shown in the table on p.21. Your tag should be accessible and visible for inspection purposes even when the tag is attached to the harvested animal.

The tag must remain on your person, or attached to the animal (when required), until it has been transported to the site of processing and is being prepared for long-term storage. The animal is being prepared for long-term storage when it is being cut, wrapped and frozen/preserved.

When transporting part of or a portion of a carcass that does not have a tag (e.g. the animal was divided or quartered at your hunt camp prior to final transport), you must be prepared to provide information about the tag holder (e.g. name, Outdoors Card number, licence number, validation number) the animal (antlered or antlerless (deer), sex and age) and details of the hunt (e.g. date and location of kill) if requested by a conservation officer. Go to the General Regulations section (p.37) for additional requirements if you are shipping or transporting wildlife in containers.

Identifying Features: For deer, moose and elk you must keep relevant identifying features with or attached to the animal according to the instructions provided with the tag, until it has been transported to the site of processing and is being prepared for long-term storage. This means you need to keep these parts with or attached to the animal until it is dropped off at the butcher or until you have prepared the animal for long-term storage yourself.

The instructions provided with your tag will specify what identifying features must remain with or attached to the animal. The relevant identifying features must remain with the animal regardless of whether you have attached the tag, or you are accompanying the animal without the tag attached.

Summary of Species Tagging Locations and Identifying Features

Species	Tagging Location and Identifying Features
White-tailed Deer	Attach the tag to either the antler or the ear, keeping the head with the animal
Elk	Attach the tag to either the antler or the ear, keeping the head with the animal
Moose – Bull	Attach the tag to one of its hind legs with scrotal sac attached to that leg by connective tissue
Moose – Cow	Attach the tag to one of its hind legs with vulva attached to that leg by connective tissue
Moose – Calf	Attach the tag to the lower jaw, which shall be left whole and kept with the animal
Black Bear	Attach the tag through the cartilage separating the nostrils
Wild Turkey	Attach the tag to the lower part of a leg
Wolf/Coyote	Attach the tag through the cartilage separating the nostrils

Note: Be sure to reference the tagging instructions provided with your tag for more details. Whether you have attached your tag or not, you must keep the relevant identifying features with or attached to the animal according to the instructions provided with your tag (applies to deer, moose and elk only).

Has your Outdoors Card expired?

Ensure you're ready for the next adventure.

If your Outdoors Card has expired, renew it today:

Online

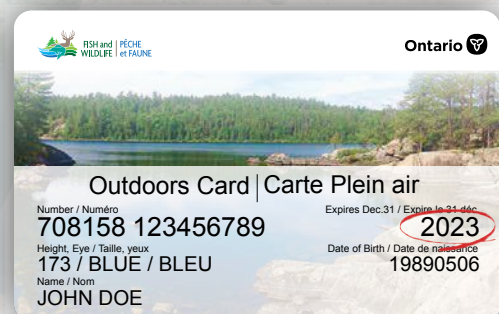
ontario.ca/OutdoorsCard

By phone

1-800-288-1155

In-person

At a licence issuer or participating ServiceOntario location



Mandatory Hunter Reporting

General Requirements

All hunters that purchase or are issued a tag to hunt elk, deer, bear, wild turkey and wolf/coyote (in WMUs where a tag is required) and any hunter issued a licence to hunt moose must complete a hunter report. You are required to complete a hunter report even if you did not participate in the hunt or harvest an animal.

Consequences of Failing to Report

Thanks to all hunters who submitted their hunter report(s) last year. This information is an important part of wildlife management, and hunters play an important role. Hunters who fail to report will receive a \$25 surcharge that will automatically be applied to the next draw or allocation application, licence or tag purchase for that species. The \$25 surcharge will be applied for each report that a hunter fails to submit. If a hunter fails to submit a hunter report on two consecutive occasions for the same species, they will be prevented from purchasing the relevant product(s) (e.g. draw or allocation application, licence or tag) the following year. (Note: the ministry is currently reviewing this policy and hunters will not be prevented from purchasing relevant products in 2024)

Hunters who provide false or misleading information may be subject to penalties under the Fish and Wildlife Conservation Act, 1997.

Reporting Deadlines

Generally, hunter reports must be submitted within 14 days following the end of the last hunting season for that species. Moose and black bear hunters who are required to submit their report to a moose tourist outfitter or black bear operator must provide their report back to the outfitter or operator within 7 days of the close of the season. More details on the requirements are provided on the next page.

All hunters are encouraged to provide their report as soon as their hunting activities are completed. However, hunters should not report until they know they are done, and must ensure the information they provide is accurate. Timely submission of reports when a hunt is complete helps to ensure accurate data to support harvest planning.

Species Reporting Deadlines

Species Report	Submission Deadline
Spring Wild Turkey Hunter Report	June 14, 2024
Fall Wild Turkey Hunter Report	November 14, 2024
Spring Non-resident Black Bear Hunter Report	June 22, 2024
Fall Non-resident Black Bear Hunter Report	December 7, 2024
Resident Black Bear Hunter Report	December 14, 2024
Elk Tag Holder Report	October 13, 2024
Moose Hunter Report	December 29, 2024
Resident Moose Tag Holder Hunter Report for Tourist Outfitter	December 22, 2024
Non-resident Moose Hunter Report for Tourist Outfitter	November 22, 2024
Deer Hunter Report	January 14, 2025
Wolf/Coyote Tag Holder Report	January 14, 2025

Mandatory Hunter Reporting

How to Report

For most hunters (including apprentice hunters who have chosen to purchase their own licence/tag), reports must be completed by logging into your account at huntandfishontario.com or by calling 1-800-288-1155. The Fish and Wildlife Licensing Service can help you remember important dates by sending you email reminders.

For more information visit ontario.ca/HunterReporting.

Important Reporting Notes

Turkey hunters are reminded that they must report at the end of their hunt and not each time they harvest.

Resident black bear hunters must provide information on all their hunting activity and harvest for the year in a single report due December 14. Bear hunters should not submit their report until they are done hunting for the year and should make note of their spring hunting activities, observations and harvest to ensure accurate information is provided.

Non-resident black bear hunters must return their completed report to the bear operator. The operator is responsible for returning all reports completed by their hunters to MNRF.

All **non-resident moose hunters** who are registered guests of tourist outfitters **must return their completed report to the outfitter**. The outfitter is responsible for returning all reports completed by their hunters to MNRF.

Ontario resident moose hunters who acquire a tag from a tourist outfitter must complete both a regular moose hunter report and provide a report to the tourist outfitter with information unique to each type of hunt reported separately.

Resident moose hunters who are hunting with a tourist outfitter but do not hold a tag issued by the outfitter must report once, either online or by calling 1-800-288-1155.

Non-resident moose hunters who hunt with an immediate relative who has a valid moose tag must submit their report by December 29 online at huntandfishontario.com by logging into their account or by calling 1-800-288-1155.

Wolf/Coyote hunters are reminded that tags are valid until December 31 and that all hunting activities from the calendar year (January 1 - December 31) must be reported on by the reporting deadline of January 14 of the following year.

Information You Will Be Asked to Provide

Hunters will be asked to provide the following information and are encouraged to keep records if they will not be providing the information until the end of the season.

- **Participation** – Did you hunt?
- **Harvest** – Did you harvest an animal? If so, where, when and what type of animal was it (e.g. male or female)?
- **Effort** – What WMU(s) did you hunt in and how many days did you hunt in each?
- **Observations** – What observations did you have during the hunt? Hunters should report only the animals they saw while actively hunting.

How Mandatory Hunter Reporting Information is Used

Information provided by hunters through mandatory hunter reporting is important for managing wildlife in Ontario. It specifically helps:

- monitor wildlife populations
- set tag quotas and determine the availability of additional tags
- make changes to seasons and bag limits
- inform management policies

For more information on mandatory hunter reporting and to find past results, please visit ontario.ca/HunterReporting.

Mandatory Hunter Reporting

Additional results are available at ontario.ca/HunterReporting.



Black Bear

Reporting rate

78%

82%

86%

88%

2020

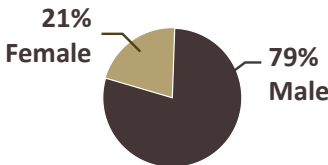
2021

2022

2023

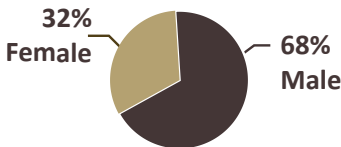
Spring harvest

Year	2020	2021	2022	2023
Harvest numbers	1,868	1,650	1,759	2,190



Fall harvest

Year	2020	2021	2022	2023
Harvest numbers	2,392	2,139	2,602	2,657



Wolf/Coyote

Reporting rate

86%

87%

88%

91%

2020

2021

2022

2023

Total harvest

Year	2020	2021	2022	2023
Harvest numbers	225	206	213	300



Wild Turkey

Spring reporting rate

82%

84%

86%

90%

2020

2021

2022

2023

Fall reporting rate

80%

81%

86%

89%

2020

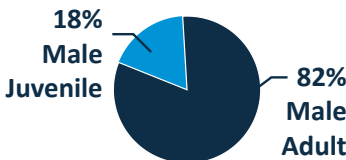
2021

2022

2023

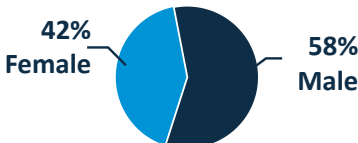
Spring harvest


Year	2020	2021	2022	2023
Harvest numbers	19,600	18,638	17,212	17,778



Fall harvest

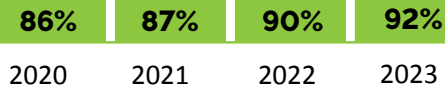
Year	2020	2021	2022	2023
Harvest numbers	908	701	827	702





White-tailed Deer

Reporting rate

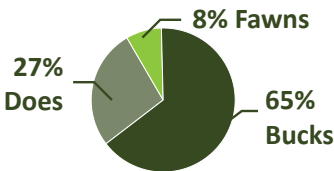


Total harvest

Year	2020	2021	2022	2023
Harvest numbers	53,143	52,352	55,950	52,342

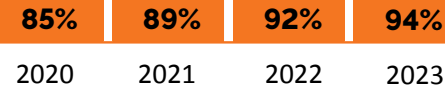
2023 Harvest

	Buck	Doe	Fawn
Harvest numbers	34,081	14,002	4,259



Moose

Reporting rate

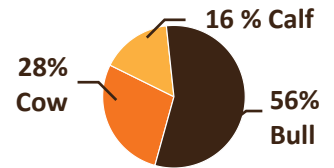


Total harvest

Year	2020	2021	2022	2023
Harvest numbers	3,293	3,745	3,353	3,383

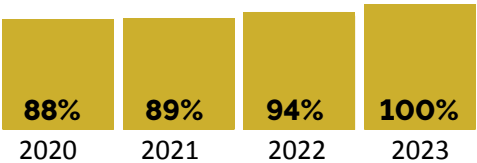
2023 Harvest

	Bull	Cow	Calf
Harvest numbers	1,898	942	543



Elk

Reporting rate



2023 Harvest

Harvest area	Bulls	Cows
Area 2	1	1
Area 5	0	0
Area 6	2	0
Total	3	1

Ontario Hunter Education Course

The Ontario Hunter Education Course instills responsible hunting practices to respect hunting regulations, prevent accidents and ensure public safety. The course can be taken in-person from a certified instructor or online.

The course provides information about:

- wildlife management
- hunter responsibilities
- hunting laws and regulations
- hunting safety and equipment
- hunting techniques
- wildlife identification

For more information about the course or how to find a course in your area, please visit ohep.net.

Successful completion of the course, and purchase of applicable licences allows hunters to hunt with a bow in Ontario. In order to hunt with a gun, successful completion of the Canadian Firearms Safety Course (CFSC) is required. Go to the Hunting Licence Information section (p.18) for more information.

The Ontario Hunter Education Course and the CFSC are often delivered together in-person, however, both courses are available independently if desired.

Plan Ahead: Make sure you plan ahead to ensure you obtain training and accreditation well in advance of the hunting season. In Ontario, students who have taken a CFSC and test will receive a stamped copy of their CFSC student report form approximately 4-6 weeks from the date the paper work is received. The stamped copy of your CFSC student report form will be the official documentation showing the successful completion of the CFSC before you receive your Possession and Acquisition Licence (PAL) or minor's licence.

Related Links

Canadian Firearms Program:

rcmp-grc.gc.ca/en/firearms

Firearms Safety Education Service of Ontario:

fseso.org



Get started today!

Ontario's Hunter Education Course
is available online or in-person

ontario.ca/HunterEducation



Ontario 

Hunter Apprenticeship Safety Program

Hunter Apprenticeship Safety Program – Residents Only

Ontario's Hunter Apprenticeship Safety Program (HASP) allows individuals to safely develop their hunting skills while under the direct and immediate supervision of a qualified mentor. The program provides practical training for future hunters.

Apprentice hunters must be residents who are 12-14 years old and have an Outdoors Card with hunting accreditation. Hunters who are 15 years of age and older must purchase an Outdoors Card and their own licences/tags in order to hunt.

Apprentice hunters may hunt without their own licences or tags, but must share the bag limits or tags of their mentor (or be hunting in a party with their mentor under the tag of another party member for moose, elk, deer or black bear - go to the General Regulations section (p.32) for party hunting regulations). Apprentices cannot apply to hunt big game. Apprentices who hold an Outdoors Card may purchase select hunting licences and tags not obtained through a draw or allocation, which will allow them to hunt with their own bag limit.

Apprentices can buy an Outdoors Card by visiting a participating ServiceOntario in-person, where they will need to submit proof of having successfully completed the Ontario Hunter Education Course (Certificate of Completion), and attest to the parent/guardian consent statement.

Other Hunter Apprenticeship Safety Program Requirements

- Only residents who are 12-14 years old are eligible. If you are 15 years of age or older, you may still hunt with a mentor to develop your hunting skills, but you are required to have your own licences/tags if you are hunting.
- Apprentices must carry their Outdoors Card.
- Apprentices must be under the direct and immediate supervision of a mentor who is 18 years of age or older, and who holds a valid Outdoors Card and hunting licence (and tag if applicable) for the species being hunted.
- Apprentices must share a single firearm with their mentor.
- Apprentices must possess a federal Migratory Game Bird Hunting Permit to hunt migratory game birds.
- Game wildlife must be added to the daily bag limit of the mentor, unless the apprentice has obtained his/her own licences or tags for the relevant species.
- All hunters (including apprentices) are required to carry their firearms licence or proof of completing the Canadian Firearms Safety Course (CFSC) if in possession of a gun for the purpose of hunting.



**This could be
your office.**

Ontario 

Now hiring

- Support resource management.
- Learn new skills and discover yourself.
- Help protect the natural world.
- Conserve Ontario's biodiversity.

Join our team and make a difference.

Learn more: ontario.ca/MNRFjobs
[#MNRFyouthJobs](https://twitter.com/MNRFyouthJobs)

YOUTH EMPLOYMENT
No ordinary experience.

Fish and Wildlife Conservation Act, 1997

The Fish and Wildlife Conservation Act, 1997 (FWCA), is the main provincial law regulating hunting and trapping. It is enforced by conservation officers which includes police officers.

The penalties for offences under the FWCA can include:

- general offences: \$25,000, 1 year imprisonment, or both
- commercialization related offences: \$100,000, 2 years imprisonment, or both
- tickets with set fines
- court ordered hunting licence cancellations and suspensions and court orders prohibiting licence-related activities
- automatic financial penalties (surcharges) for failing to submit mandatory hunter reports as required

Hunting includes lying in wait for, searching for, being on the trail of, pursuing, chasing or shooting at wildlife, whether or not the wildlife is killed, injured, captured or harassed. You need a valid hunting licence to do any of these things, except where the FWCA states otherwise.

For a complete list of all “Game Wildlife and Specially Protected Wildlife”, go to the Wildlife Schedules Regulation at: ontario.ca/laws/regulation/980669.

Hunter Orange

All licensed hunters, including bow hunters, falconers, wild turkey hunters, bear hunters and trappers who are hunting under their trapping licence, during a gun season for deer, elk or moose, are required to wear hunter orange. This requirement does not apply to persons who are hunting double-crested cormorants or migratory game birds, except woodcock.

In addition, all licensed bear hunters hunting during the open season for black bear, that is not a gun season for deer, elk or moose, are required to wear hunter orange except when in a tree stand.

A hunter orange garment and head cover must be worn. The hunter orange garment must cover a minimum of 400 square inches (2,580 square centimetres) above the waist and be visible from all sides (a vest made up of only a front and rear panel may not be visible from all sides). The hunter orange garment must be solid, and cannot contain open mesh or camouflage orange. A garment with 400 square inches of hunter orange that also includes retro-reflective silver or yellow stripes meets the requirement. Any backpack that is worn must not completely conceal the hunter orange from being visible on that side. As a best practice hunters should have hunter orange on their backpacks. The hunter orange on the head cover must not contain camouflage material. The hunter orange head cover may have open mesh, a peak or brim color other than hunter orange and a crest or logo which does not completely cover the hunter orange on the side where it is affixed.

Hunters using ground blinds should take steps to make their blind clearly visible to other hunters who may be in the area. Use of hunter orange material on the outside of the blind is an appropriate method to mark a ground blind.

Firearms

Firearms include rifles, shotguns, muzzle-loading guns, air or pellet guns and bows (including longbows, crossbows, compound bows and recurve bows). You may use semi-automatic or repeating firearms for hunting in Ontario, but not restricted or prohibited firearms (e.g. fully automatic firearms). Air and pellet guns are not permitted for hunting big game, but may be used for hunting small game.

If you are hunting with a gun you are required to carry proof of your firearms accreditation (p.18).

Hunting carelessly is an offence. Hunters who handle or discharge firearms without due care and attention or consideration for persons and property are liable to a fine of up to \$25,000 or imprisonment for up to two years - or both. Depending on the circumstances, a person may also be subject to charges under the Criminal Code of Canada.

General Regulations

Any injury caused by the discharge of a firearm while in possession of a firearm for the purposes of hunting or trapping, which requires treatment by a physician, must be reported to a conservation officer.

Before hunting, check local sunrise-sunset times. You may only hunt from half an hour before sunrise to half an hour after sunset (exceptions: night raccoon hunting and spring hunting hours for wild turkey). If you are in an area usually inhabited by wildlife during the period from half an hour after sunset to half an hour before sunrise you must unload and encase any firearms in your possession.

To be considered encased, firearms must be enclosed on all six sides.

A firearm is considered to be loaded if it has an unfired shell or cartridge in the chamber or in a magazine that is attached to the firearm.

A muzzle-loading gun is a gun that is loaded through the muzzle. A percussion muzzle-loading gun is considered to be loaded if there is a charge of powder and a projectile in the barrel and a percussion cap on the nipple. A flint-lock muzzle-loading gun is considered to be loaded if there is a charge of powder and a projectile in the barrel and the vent is unplugged. An electronic ignition muzzle-loading gun is considered to be loaded if there is a projectile in the barrel and a battery connected to the primer or charge. Under federal regulations pertaining to storage and transport of firearms, a muzzle-loading gun is not unloaded unless any propellant, projectile or cartridge has been removed from the breech or firing chamber. There is an exemption on transport restrictions when traveling between hunting sites.

A crossbow is considered to be loaded if the bow is cocked and there is a bolt in the crossbow. A bow other than a crossbow is considered to be loaded if the bow is strung and an arrow is nocked.

Contact the Canadian Firearms Program at 1-800-731-4000 or rcmp.ca/en/firearms for information about the requirements for firearm ownership, licensing, storage and transportation.

The draw length of a bow (compound, recurve, long) is the measured distance from the outer edge of the main riser (handle), following the line of an arrow to the string at the anchor point. The draw length of a crossbow is measured along the bolt ramp (where the bolt rests) from the outer edge of the main limb, to the anchor point (release latch mechanism) at full draw.

Arrows must be at least 60cm (23.6 inches) in length. The length of an arrow is measured from the base of the arrowhead to the bottom of the nock slot.

A head (broadhead) used for hunting big game or wild turkey must be at least 22mm (0.87 inches) wide and have at least two sharp cutting edges.

A shotgun must be plugged so that it cannot hold more than a total of three shells in the chamber and magazine combined.

On the Aulneau Peninsula (WMU 7A), from August 15 to December 15, you may not use a centre-fire rifle or a shotgun loaded with ball or with shot larger than number 2 lead shot, triple BBB steel shot or double BB bismuth shot.

Under the Criminal Code of Canada you generally cannot possess any clip/magazine that holds more than five shots for a semi- automatic centrefire firearm.

Municipal By-laws

Some municipalities have by-laws restricting the discharge of firearms. Check with the local municipal office for details.

Sunday Gun Hunting

Sunday gun hunting is permitted in areas north of the French and Mattawa rivers. You can find out which municipalities permit Sunday gun hunting south of the French and Mattawa rivers by visiting: ontario.ca/SundayGunHunting.

Summary of Firearms Restrictions Related to Roads and Trails

You must not shoot from or across a right of way for public vehicular traffic anywhere in Ontario.

You must not possess a loaded firearm on or near a right of way for public vehicular traffic in most of Southern Ontario.

You must not possess a loaded firearm on or near a right of way for public vehicular traffic during an open gun season for deer or elk in large portions of Central and Northwestern Ontario.

Note: A right of way for public vehicular traffic includes a road or trail open to public use by vehicle traffic. Please refer to the table below for the specific restrictions and applicable geographic areas.

Restrictions	Applicable Geographic Areas
No discharge of firearms from or across the travelled portion of a right of way for public vehicular traffic	All of Ontario
You must not possess a loaded firearm on or within 8 metres of the travelled portion of a right of way for public vehicular traffic (or its fenceline where one exists)	Brant, Bruce, Chatham-Kent, Dufferin, Durham, Elgin, Essex (except the single-tier municipality of Pelee), Frontenac (except the lower-tier municipalities of Central and North Frontenac), Grey, Haldimand, Halton, Hamilton, Hastings (except the lower-tier municipalities of Bancroft, Carlow/Mayo, Deseronto, Faraday, Hastings Highlands, Limerick, Madoc, Marmora and Lake, Tudor and Cashel and Wollaston), Huron, Kawartha Lakes, Lambton, Lanark, Leeds and Grenville, Lennox and Addington (except the lower-tier municipality of Addington Highlands), Middlesex, Niagara, Norfolk, Northumberland, Ottawa, Oxford, Peel, Perth, Peterborough (except the lower-tier municipalities of Galway- Cavendish-Harvey and North Kawartha), Prescott and Russell, Prince Edward, Simcoe, Stormont, Dundas and Glengarry, Toronto, Waterloo, Wellington, York.
You must not possess a loaded firearm on or within 8 metres of the travelled portion of a right of way for public vehicular traffic (or its fenceline where one exists) during an open gun season for deer or elk	Lower-tier municipalities of Central and North Frontenac in the geographic area of Frontenac, Haliburton, lower-tier municipalities of Bancroft, Carlow/ Mayo, Deseronto, Faraday, Highlands, Limerick, Madoc, Marmora and Lake, Tudor and Cashel and Wollaston in the geographic area of Hastings, the lower-tier municipality of Addington Highlands in the geographic area of Lennox and Addington, Muskoka, the lower-tier municipalities Galway-Cavendish-Harvey and North Kawartha in the geographic municipality of Peterborough, Renfrew, the single-tier municipalities of Alberton, Chapple, Dawson, Emo, Fort Frances, La Vallee, Morley, Rainy River and the geographic townships of Morson, McCrosson, Tovell, Dance (excluding Lyons Bay Road and Lost Creek Road), Kingsford (excluding Fleming Road), Miscampbell (excluding Boffin Road), Pratt, Nelles, Spohn and Sutherland all within the Territorial District of Rainy River, and the single-tier municipality of Kenora, geographic townships of Boys, Ewart, Forgie, Gidley, Glass, Gundy, Kirkup, Pellatt and the unorganized area south and east of the geographic township of Boys township, south of the geographic township of Pellatt and west of the single-tier municipality of Kenora to the shore of Lake of the Woods all within the Territorial District of Kenora.

General Regulations

Summary of Firearms Restrictions for Hunting in Ontario

Be sure to check relevant species sections to identify different season types and dates restricting certain types of firearms (e.g. Bows Only seasons, Muzzle-loading Guns and Bows Only, etc.).

Firearm	Moose, Elk and Bear	Deer	Wild Turkey
Rifle	Yes – Centre-fire rifle only	Yes – Centre-fire rifle only	No
Shotgun	Yes – Shotgun not smaller than 20 gauge when using shot; shot size must be SG or number one buck or larger.	Yes – Shotgun not smaller than 20 gauge when using shot; shot size must be SG or number one buck or larger.	Yes – Shotgun not larger than 10 gauge or smaller than 20 gauge, using shot size of 4, 5, 6 or 7.
Muzzle-loader	Yes	Yes	Yes, shotgun only
Bow	Yes – Bow must have a draw weight of at least 22 kilograms (48.5 lb.) at a draw length of 700mm (27.6 in.) or less. Arrows must be at least 600 mm (23.6 in.) long and have at a minimum a 22 mm (0.87 in.) wide broadhead with at least two sharp cutting edges.	Yes - Bow must have a draw weight of at least 18 kilograms (39.7 lb.) at a draw length of 700mm (27.6 in.) or less. Arrows must be at least 600mm (23.6 in.) long and have at a minimum a 22mm (0.87 in.) wide broadhead with at least two sharp cutting edges.	Yes – Bow must have a draw weight of at least 18 kilograms (39.7 lb.) at a draw length of 700mm (27.6 in.) or less. Arrows must be at least 600mm (23.6 in.) long and have at a minimum a 22mm (0.87 in.) wide broadhead with at least two sharp cutting edges.
Crossbow	Yes – Crossbow must have a draw length of at least 300mm (11.8 in.) and a draw weight of at least 54 kilograms (119 lb.). Bolts at a minimum must have a 22 mm (0.87 in.) wide broadhead with at least two sharp cutting edges.	Yes – Crossbow must have a draw length of at least 300 mm (11.8 in.) and a draw weight of at least 45 kilograms (99.2 lb.). Bolts at a minimum must have 22 mm (0.87 in.) wide broadhead with at least two sharp cutting edges.	Yes – Crossbow must have a draw length of at least 300 mm (11.8 in.) and a draw weight of at least 45 kilograms (99.2 lb.). Bolts at a minimum must have 22 mm (0.87 in.) wide broadhead with at least two sharp cutting edges.

Party Hunting

A person may hunt moose, deer or black bear in a party of two or more people who each hold a licence to hunt that species, even if the person has already invalidated their tag for that species. In these cases, at least one member of the party must hold a tag that has not yet been invalidated, and the group must comply with the following conditions:

- each person must have a valid licence to hunt the big game species being hunted
- the total number of moose, elk, deer or bear of a specified sex, age or type killed by the party does not exceed the total number of tags for that sex, age or type held by the members of the party
- all members of the party must hunt together in the same Wildlife Management Unit or portion thereof, for which the tag is valid
- **each member of the party must hunt within 5 kilometres of the person who holds the tag** that is valid for the wildlife being hunted
- each member of the party must be able to reliably and immediately communicate with other members of the party
- all members of the party, including the person who holds the tag that is valid for the species that the party is hunting, must actively participate in the hunt and hunt co-operatively

Party hunting is also permitted for elk in accordance with the conditions noted above, however some additional rules apply. Go to the Elk section (p.75) for these additional rules.

The person who kills the animal while hunting in a party shall immediately notify all other members of the party that the animal has been killed. If the tag holder is not the person who kills the animal, the tag holder must immediately go to the kill site, confirm the type/sex/age of the animal and then invalidate their tag. Go to the Tags section (p.19) for more information.

If you have questions about party hunting, the best time to get answers is before the hunt begins. Contact your local MNRF work centre or NRISC at 1-800-387-7011 or NRISC@ontario.ca.

Note: The term ‘invalidated tag’ refers to a tag that has been notched by the tag holder immediately after the kill, at the site of the kill and before moving the animal. Go to the Tags section (p.20) for information.

Use of Vehicles, Boats, Drones or Aircraft

Aircraft, including drones and balloons, may not be used while hunting. Vehicles (includes any kind of vehicle that is driven, propelled or drawn on land or ice by any kind of power, including muscular power, and includes snowmobiles, and the rolling stock of a railway) or boat may not be used for chasing, pursuing, harassing, capturing, injuring or killing any wildlife.

It is illegal to have a loaded firearm in or on, or discharge a firearm from, an aircraft, vehicle (including snowmobile and all-terrain vehicle) or motorboat (a motorboat is considered a boat with a motor that is attached to the boat and that is capable of being used as a means of propulsion) or anything towed by the boat. A loaded firearm may be carried in, and discharged from, a canoe or boat that is being paddled, with no motor attached.

There is an exception to the prohibition on loaded firearms in a motorboat if you are hunting double-crested cormorants in accordance with the regulations (p. 92 for more information) or waterfowl in accordance with the *Migratory Birds Convention Act, 1994*.

General Regulations

Note: There is an exception (requires an authorization) to having a loaded firearm in a vehicle or motor boat if a person has a mobility disability and meets one of the following criteria:

1. A paraplegic or hemiplegic.
2. A single (above the knee) lower limb amputation or a double (below the waist) amputation.
3. Suffers severe disability and cannot hunt without the use of a wheelchair or similar means of locomotion. In this case, the hunter must provide a medical certificate stating disability.

Please plan ahead to allow for the processing of requests. To apply for an authorization, please visit ontario.ca/ResidentHunting or call NRISC at 1-800-387-7011, Monday to Friday from 8:30 a.m. to 5:00 p.m.

Dogs

All dogs used to hunt deer, moose or black bear must be licensed for the purposes of hunting. There are some areas where dogs are not permitted to be used for hunting deer or moose (go to the season tables of the Deer and Moose sections for additional details). Dogs may not be used to hunt elk.

Dogs are not permitted to run at large in areas usually inhabited by big game during the closed season. It is your responsibility to ensure your dog does not enter private property that you do not have permission to hunt on or where hunting is prohibited in contravention of the Trespass to Property Act. Hunters are responsible for ensuring their dogs are under their control and that hunting activities are conducted lawfully.

During lawful hunting hours, you are permitted to use a leashed dog (dog does not require a licence) to track and retrieve wounded big game during the open season provided the dog is kept on a leash that has a maximum length of 10 metres and the dog is under the physical control of the dog handler at all times. The licensed hunter who wounded the animal must be with the dog and handler, and if party hunting, the holder of the tag must also be present.

The person handling the tracking dog must not be carrying a firearm unless properly licensed to hunt the animal being tracked.

To hunt raccoon at night, you must be accompanied by a dog licensed for the purposes of hunting and you must have a resident Small Game Licence or be hunting under the authority of a trapping licence in the area described on the licence.

To conduct dog training and field trials on game species during the closed season, an authorization or licence issued by MNRF is required. An appropriate hunting licence is required during the open hunting season.

Many municipalities have by-laws regarding dogs, including by-laws that may affect the use of dogs while hunting. Check with the local municipal office for details.

If you are bringing a dog into Canada from the United States, you must have a certificate signed by a veterinarian licensed in Canada or in the United States, stating that the dog has been vaccinated against rabies during the preceding 36 months. For more information, check with the Canada Border Services Agency.

Snares

Snares cannot be used under a Small Game Licence, except by the holder of a resident Small Game Licence taking snowshoe hare north of the French and Mattawa rivers with a snare constructed of copper or brass wire between 22 and 24 gauge. The opening of the snare wire loop must be 10 cm (4 in.) or less in diameter.

General Regulations

Poison and Adhesives

It is illegal to use poison and adhesives to kill, injure or capture wildlife, including in protection of property.

Big Game – Swimming

You may not hunt moose, elk, deer or black bear while they are swimming.

Trespassing

It is unlawful to enter private property once notice has been given that entry is prohibited, or that certain activities like hunting are prohibited. Notice of no trespassing may be given in a variety of ways, including verbally, signs, symbols (for example a red circle 4 inches in diameter), coloured markings or fences. Lands under cultivation are also considered to be notice against entry.

Always ask for permission and obey posted signs.

Not all land is signed. Unsigned lands may be private land as well. It is your responsibility to find out who owns the land you wish to hunt on and to determine if entry is prohibited or certain activities like hunting are prohibited. If unsure, stay out. If a wounded animal runs onto private property where notice has been given that entry is prohibited or certain activities like hunting have been prohibited, you must seek permission to retrieve the animal. Positive landowner or occupier/hunter relationships are important to the future of hunting in Ontario.

You may not enter private land in a party of more than 12 persons without the express permission of the occupier if any member of the party possesses a firearm or other hunting device.

Hunt safe

- It is illegal to shoot from, down or across a public road in any part of the province.
- It is illegal to have a loaded firearm in or on a vehicle, including all-terrain vehicles and snowmobiles.
- Firearms must be unloaded and encased (enclosed on all 6 sides) from 30 minutes after sunset to 30 minutes before sunrise.



Call 1-877-847-7667 to report.



General Regulations

Before hunting on Indian Reserves, ask the permission of the Band Council.

You must have written permission from the landowner on the form provided by MNRF to hunt elk on private land, to hunt moose in WMU 65 on private land, and to hunt deer in WMUs 43A, 43B and 44 on private land. Form is available online through the Central Forms Repository <https://forms.mgcs.gov.on.ca/dataset/fw4511>.

Wildlife Management Areas

There are some designated areas within the province which provide special opportunities for hunting (e.g. Special Hunting Areas, Provincial Wildlife Areas, Wildlife Extension Landowner Agreement Areas, etc.). The majority of these areas are found in the southern part of the province. These areas may have seasonal or daily user fees. Hunters interested in hunting in these areas should contact their local MNRF work centre for more information.

Crown Game Preserves

It is illegal to hunt or trap in Crown Game Preserves. In addition, you may not use or possess firearms in Crown Game Preserves, unless you live on private land within a Crown Game Preserve.

Hunting in Provincial Parks

Hunting is permitted in a number of provincial parks in Ontario. Hunters should always check with the appropriate park office regarding areas open to hunting, species that can be hunted, seasons and other restrictions that apply in each park. Call 1-800-387-7011 for assistance.

Camping on Crown Land and in Conservation Reserves

Most Crown land and conservation reserves are available year-round for personal, temporary use, at no cost. Some restrictions apply to certain activities and areas. Non-residents of Canada who are 18 years of age or older generally require a permit to camp on Crown land in Northern Ontario or in a conservation reserve anywhere in Ontario.

For more information:

- contact the local MNRF work centre
- contact Natural Resources Information and Support Centre at 1-800-387-7011 or NRISC@ontario.ca
- visit ontario.ca/page/recreational-activities-on-crown-land

Note: Non-residents are prohibited from camping on Crown land within 1 km of the following road systems in Kenora and Fort Frances Districts between October 1 and November 15:

- Hwy 71 and roads branching off Hwy 71 from Strachan Road to the junction of Hwy 17
- Hwy 596, Caribou Falls Road and Sand Lake Road and all roads branching off these roads to the junction of the English River Road
- Rush Bay Road and branch roads
- Shoal Lake Road and branch roads
- Gundy Lake Road and branch roads

For more information, contact the Kenora Work Centre at (807) 468-2501 or the Fort Frances Work Centre at (807) 274-5337.

Trespassing is illegal

Know where you are, where you are going and obtain permission to enter private land before you go hunting.



Conservation Officers

Conservation officers are appointed under the *Fish and Wildlife Conservation Act, 1997*, and include: Royal Canadian Mounted Police, a police officer or First Nations constable appointed under the *Police Services Act*, a game officer designated under the *Migratory Birds Convention Act, 1994*, a park warden designated under the *Canada National Parks Act*, and a person whose primary employment responsibility is enforcement of fish and wildlife laws in a border jurisdiction if they are acting under the direction of a conservation officer. Conservation officers have powers of inspection, arrest, search and seizure under the various laws they enforce, including the *Fish and Wildlife Conservation Act*, the *Migratory Birds Convention Act, 1994*, and the *Fisheries Act*.

Conservation officers have authority to enforce the *Off-Road Vehicles Act*, *Motorized Snow Vehicles Act*, *Liquor Licence Act*, and *Canada Shipping Act*. When carrying out their duties, or investigating an offence under these statutes or the corresponding regulations, conservation officers may have the power to:

- stop and/or inspect a vehicle, boat or aircraft
- inspect firearms, ammunition, wildlife or fish
- ask questions relevant to the inspection
- inspect buildings or other places
- enter and cross-over private property
- search with a warrant
- search without a warrant in circumstances requiring immediate action
- seize items related to the offence
- arrest anyone they believe has committed, is committing or is about to commit an offence

Conservation officers operate game check stations throughout the year. At these stations, conservation officers collect information on game taken by hunters and make sure the regulations are being followed in order to better manage our wildlife resources. During an inspection, hunters are required to provide reasonable assistance and provide accurate information about the hunt.

When transporting game harvested by another hunter, you must be prepared to provide information about the hunter (e.g. name, Outdoors Card number, licence number) and details of the hunt (e.g. date and location of kill) if requested by a conservation officer.

Game Wildlife and Parts

Black Bear gallbladders: It is illegal to possess a gallbladder that has been removed from a black bear.

With the exception of furbearing mammals or double-crested cormorants (subject to disposal requirements, p.93) you may not let the flesh of any harvested game wildlife that is suitable for food become spoiled or abandoned. This includes black bear.

A hunter who kills a furbearing mammal (e.g. coyote, raccoon) shall not abandon the pelt or permit the pelt to be spoiled or destroyed. A pelt is the untanned skin of a furbearing mammal, whether or not the skin is on a carcass.

In general, it is illegal to buy, sell or barter any game wildlife or specially protected wildlife or their parts (including taxidermy mounts). There are some exemptions – please contact your local MNRF work centre for more information. You may purchase the meat of a furbearing mammal from a licensed trapper or farmer for consumption by your immediate family. A person selling a carcass of a furbearing mammal for consumption must advise the buyer in writing that the meat has not been inspected under the *Food Safety and Quality Act*.

For information on buying or selling hides or cast (naturally shed) antlers or on serving wild game at charitable events, visit ontario.ca/HidesAndAntlerSales or ontario.ca/ServeFishGame, or call 1-800-387-7011.

General Regulations

Shipping

Unless accompanied by the hunter or trapper who lawfully harvested the animal, receptacles (or containers) containing game wildlife or specially protected wildlife that are being shipped or transported to points inside or outside Ontario must have the names and addresses of the sender and receiver, and a list of the contents, written on the outside.

Import

It is an offence to possess wildlife that was killed, captured, taken, possessed, transported, bought, sold or removed from another jurisdiction contrary to the laws of that jurisdiction. It is an offence to sell wildlife from another jurisdiction if the sale is not permitted in the jurisdiction from which it was originally exported.

To prevent the introduction of Chronic Wasting Disease (CWD), Ontario has amended its regulations restricting the import and possession of parts from all members of the deer family (including deer, elk, moose, caribou) harvested in other jurisdictions. Go to ontario.ca/CWD for more information.

Export

Non-residents must have an Ontario **Non-Resident Export Permit** to export moose, deer, elk or black bear that were killed in Ontario, or their parts.

Export permits are not required for taxidermy mounts or tanned hides of a black bear, white-tailed deer, moose or elk.

An **Export Licence for Furbearing Mammals and their Pelts** is required to export any furbearing mammal (including a wolf or coyote) or their pelt out of Ontario whether it originated from Ontario or not. This also includes pelts from farmed animals, carcasses and live furbearing mammals. Royalties are payable on all wild Ontario furbearing mammals prior to their export from Ontario. You may obtain an export licence from a local MNRF work centre.

Export licences are also not required for pelts or other parts of furbearing mammals that have been treated by a taxidermist or that have been lawfully bought or sold and are tanned, treated, or manufactured into commercial products. Artwork or jewellery made from game wildlife, where the primary value is in the artwork or jewellery and not in the wildlife, is also exempt from the requirement for an export permit.

In some provinces and countries, importation of wildlife is regulated. Hunters should check for any import requirements to avoid delays when returning home with harvested game.

Canadian CITES Export Permits

The Convention on International Trade in Endangered Species of Wild Fauna and Flora (CITES) is an international agreement which regulates trade in a number of species of animals and plants, their parts and derivatives, and any articles made from them. In some instances a CITES permit is required to export an animal, or parts of an animal, from Canada.

Residents and non-residents need a Canadian CITES export permit to export wolf, black bear and several other species from Canada. The CITES permit requirement is waived for U.S. or Canadian residents in some instances where a black bear is being exported. Go to the [Black Bear](#) section (p.79) for more information. Please contact Environment and Climate Change Canada (p.94) to make arrangements to obtain a CITES permit. Please allow up to 21 days to receive a permit. It is recommended to apply well in advance of the trip and apply for permits for all CITES listed species that you may harvest.

How to Apply to Hunt Big Game

Applying to Hunt Big Game

Some big game hunting opportunities for Ontario residents require a hunter to apply to and be successful in a draw or allocation process.

These include obtaining:

- an antlerless deer tag in the Antlerless Deer Draw
- a controlled deer validation in the Controlled Deer Draw
- a moose tag in the Moose Tag Allocation Process
- an elk tag and/or licence in the Elk Draw

When applying to hunt big game make sure you:

- have a valid Outdoors Card
- apply early in the application period – do not wait until the last day
- submit only one application in your name per draw or allocation stage
- are at least 15 years old on the date you apply

Hunters may apply to hunt big game by one of three ways:

1. **Online:** at huntandfishontario.com
2. **Phone:** by calling 1-800-288-1155, or
3. **In-person:** by visiting a participating ServiceOntario or licence issuer

To apply you will need:

- a valid Outdoors Card
- method of payment (VISA, MasterCard, VISA Debit, and Debit MasterCard are accepted)
- any hunt codes that correspond to your choices. Hunt codes can be found in the deer, moose and elk sections of this summary
(**Note:** No hunt codes are needed for the Antlerless Deer Draw)
- your group number (if you are applying to the Controlled Deer Draw or Elk Draw as a member of a group)

Whichever option you choose to apply, online, phone or in-person, it is your responsibility as an applicant to ensure that applications are valid and choices are entered correctly.

Applying Online

You can visit huntandfishontario.com to purchase a licence and apply to a deer draw either all at once or in separate transactions. Applying to the Elk Draw or Moose Tag Allocation Process requires an application fee. The information you enter electronically is your application to the draw or allocation and you will be asked to confirm that your choices are correct.

Once you have completed and submitted the application, save a copy of your application receipt for future reference.

Applying by Telephone

You can apply to hunt big game by calling 1-800-288-1155 during the application period. This toll-free number is open from 8:30am ET on the first day of the application period and operates 24 hours a day, 7 days a week until 11:59pm ET of the application deadline. Phone lines will be open during the following periods:

- Moose Primary Allocation: April 1 to April 30
- Moose Second Chance Allocation: June 15 to July 8
- Elk: April 15 to June 10
- Antlerless Deer: March 1 to July 2
- Controlled Deer: July 1 to July 31

Once you have completed your application, you will be asked to confirm that your choices are correct and you will receive an authorization number.

Applying in-person

You can apply to hunt big game in person at a participating ServiceOntario or licence issuer. Find participating ServiceOntario Centres at ontario.ca/ServiceOntario and licence issuers at ontario.ca/LicenceIssuers.

How to Apply to Hunt Big Game

Individual Applications

You can only apply to the Antlerless Deer Draw and the Moose Tag Allocation Process as an individual applicant. The Controlled Deer Draw and the Elk Draw allow for individual or group applications.

If applying as an individual you must enter your choice of WMU, or hunt code (if applicable) which represents your choice of WMU, animal type (if applicable) and season/firearm type (if applicable). Each individual applicant will be given an Authorization Number. The authorization number confirms that the hunter has successfully entered into the draw or allocation. Please record this authorization number for your records.

Group Applications

If you intend to hunt in a party in a controlled deer season or for elk, it is to your advantage to apply as a group. The maximum number of hunters that can apply as a group is 4 (the group leader plus up to 3 group members).

Group Leader

The Group Leader must be the first member of the group to apply. The Group Leader is the only member of a group who enters the hunt code representing the group's choice of WMU/harvest area and season (if applicable). The Group Leader is then provided with a Group Number to identify the group and its choices. The Group Leader must give the Group Number to the Group Members so they may add their names to the group's application when submitting their application.

Group Member

Each Group Member must obtain the Group Number from the Group Leader before entering the draw. Members will be asked for the Group Number so the group can be identified and linked together for application to the draw.

Application Results

Applicants can go online to: huntandfishontario.com or call 1-800-288-1155 for their application results. Go to the Important Dates section (p.5) to find when results are available. Hunters will need their 15-digit Outdoors Card number (or account login information if checking online) to access their results.

Moose Tag Allocation

Applicants awarded a tag must claim the tag to be issued it. All moose hunters must have a moose licence. Applying to the moose tag allocation process does not provide you with a moose licence. See the [moose](#) section or ontario.ca/MooseTagProcess for details.

Tree stand safety

Use lift lines to safely raise and lower unloaded firearms from tree stands.



Ontario 

White-tailed Deer



White-tailed Deer Seasons

Rifles, Shotguns, Muzzle-loading Guns and Bows

Wildlife Management Unit	Resident - Open Season	Non-Resident - Open Season
1C, 16A, 16B, 16C, 17	September 14 to December 15	None
2, 3, 4, 5, 11B, 13, 14, 15A, 15B, 18A, 18B, 19, 21A	October 5 to December 15	None
6, 7B, 8, 9A, 9B, 11A, 12A, 12B	October 5 to December 15	October 5 to November 15
10	November 2 to December 15	November 2 to November 15
21B	October 5 to December 15	October 7 to November 15
22, 23, 24, 27, 30, 33, 34	October 5 to November 15	October 7 to November 15
25	September 14 to December 15	September 16 to November 15
26	September 14 to October 31	September 16 to October 31
28, 29, 31, 32, 35, 36, 37, 38, 39, 40, 41, 42, 44, 46, 47, 48, 49, 50, 53A, 54, 55A, 55B, 56, 57, 58, 59, 60, 61, 62, 63A, 63B, 64A, 64B*, 65*, 66A, 67, 68A, 68B*, 69B*, 71*, 72A*, 73*, 74A*, 74B, 75*	November 4 to November 17	November 4 to November 17
43A, 43B	November 18 to November 24	November 18 to November 24
45	November 9 to November 17	November 9 to November 17
82A, 82B, 83A, 84	November 4 to November 10	November 4 to November 10

* indicates that rifles are not permitted during the open resident and non-resident seasons.

Note: Use of dogs is not permitted in WMUs 5, 8, 10, 43A, 43B, 44, 45, 65, 71, 72A, 73, 75, 82A, 82B, 83A and 84. Landowner's written permission is required when hunting on private property in WMUs 43A, 43B and 44.

WMUs 82C, 83B, 83C and 93C have unique deer seasons and administration. Please contact the local MNRF work centre for more information.

White-tailed Deer

Muzzle-loading Guns and Bows

Wildlife Management Unit	Resident - Open Season	Non-Resident - Open Season
5	September 28 to October 4	None
6, 7B, 8, 9A, 9B, 11A	September 28 to October 4	September 28 to October 4
7A	September 28 to December 15	September 28 to November 15
18B	September 14 to October 4	None
36, 37, 42, 43A, 43B, 45, 59, 60, 61, 62, 63A, 63B, 64A, 64B, 65, 66A, 67, 68A, 68B, 69B, 71, 72A, 73, 74A, 74B, 75, 82A, 83A, 84	December 2 to December 8	December 2 to December 8
82B	November 18 to November 24, December 2 to December 8	November 18 to November 24, December 2 to December 8

Note: Use of dogs is not permitted during the muzzle-loading guns and bows seasons, except in WMUs 7A, 18B, and 59. Landowner's written permission is required when hunting on private property in WMUs 43A and 43B.

Don't feed wildlife

Feeding wild animals may do more harm than good.

- Wildlife may become habituated to artificial food sources.
- Artificial feed is not healthy for wildlife.
- Feeding near roads may cause increases in vehicle-wildlife collisions.
- Feeding can increase conflicts between wildlife and humans or pets.
- Feeding can increase the risk of spreading parasites or disease.

ontario.ca/FeedingWildlife



Ontario 

White-tailed Deer

Bows Only

Wildlife Management Unit	Resident - Open Season	Non-Resident - Open Season
2, 3, 4, 11B, 13, 14, 15A, 15B, 19, 21A	September 1 to October 4	None
5	September 1 to September 27	None
6, 7A, 7B, 8, 9A, 9B, 11A	September 1 to September 27	September 14 to September 27
10	October 1 to November 1	October 1 to November 1
12A, 12B	September 1 to October 4	September 14 to October 4
18A	September 14 to October 4	None
21B	September 1 to October 4	September 1 to October 4
22, 23, 24, 27, 30, 33	September 1 to October 4, November 16 to November 30	September 1 to October 4, November 16 to November 30
28, 29, 31, 32, 35, 38, 39, 40, 41	October 1 to November 3, November 18 to November 30	October 1 to November 3, November 18 to November 30
34	November 16 to November 30	November 16 to November 30
36, 37, 42, 60, 61, 62, 63A	October 1 to November 3, November 18 to December 1, December 9 to December 15	October 1 to November 3, November 18 to December 1, December 9 to December 15
43A, 43B	October 1 to November 17	October 1 to November 17
44	October 1 to November 3	October 1 to November 3
45	October 1 to November 8, November 18 to December 1, December 9 to December 15	October 1 to November 8, November 18 to December 1, December 9 to December 15
46, 47, 48, 49, 50, 53A, 54*, 55A, 55B, 56, 57, 58	October 1 to November 3, November 18 to December 15	October 1 to November 3, November 18 to December 15
53B	October 1 to November 3, November 11 to December 15	October 1 to November 3, November 11 to December 15
59, 63B, 64A, 64B, 66A, 67, 68A, 68B, 69B, 71, 72A, 73, 74A, 74B, 75	October 1 to November 3, November 18 to December 1, December 9 to December 31	October 1 to November 3, November 18 to December 1, December 9 to December 31
65	October 1 to October 4, October 15 to November 3, November 18 to December 1, December 9 to December 31	October 1 to October 4, October 15 to November 3, November 18 to December 1, December 9 to December 31

* Excluding parts of WMU 54 which lie within boundaries of Algonquin Provincial Park

White-tailed Deer

Bows Only continued

Wildlife Management Unit	Resident – Open Season	Non-Resident – Open Season
66B	November 11 to November 16	November 11 to November 16
69A1, 69A3, 72B	October 1 to December 31	October 1 to December 31
69A2, 70	October 1 to December 1, December 9 to December 31	October 1 to December 1, December 9 to December 31
76A, 76B, 76C, 76D, 76E, 77A, 77B, 77C, 78A, 78B, 81A, 81B	October 1 to November 3, November 9 to December 1, December 7 to December 31	None
78C, 78D, 78E, 87A, 88, 94A	October 1 to December 31	None
79C, 79D	October 1 to November 3, November 9 to December 31	None
80, 85A, 85B, 85C, 87B, 87C, 87D, 87E, 89A, 89B, 90A, 90B, 93A, 93B	October 1 to November 3, November 11 to December 1, December 9 to December 31	None
82A, 83A, 84	October 1 to November 3, November 11 to December 1, December 9 to December 31	October 1 to November 3, November 11 to December 1, December 9 to December 31
82B	October 1 to November 3, November 11 to November 17, November 25 to December 1, December 9 to December 31	October 1 to November 3, November 11 to November 17, November 25 to December 1, December 9 to December 31
86A, 86B	October 1 to December 1, December 9 to December 31	None
91A, 91B, 92A, 92B, 92C, 92D	October 1 to November 3, November 11 to November 17, November 25 to December 1, December 9 to December 31	None
94B	October 1 to November 3, November 11 to December 31	None

Note: Use of dogs is not permitted during the bows only seasons. Landowner's written permission is required when hunting on private property in WMUs 43A, 43B and 44. WMUs 82C and 93C have unique deer seasons and administration. WMU 77A is a federal military base and has unique access permission requirements. Please contact your local MNRF work centre for more information.

White-tailed Deer

Controlled Deer Hunt Seasons (with Hunt Codes)

WMU	Resident - Open Season	Hunt Code
53B	November 4 to November 10	300
69A2	December 2 to December 8	301
70	December 2 to December 8	302
76A^	November 4 to November 8	303
76A^	December 2 to December 6	304
76B	November 4 to November 8	305
76B	December 2 to December 6	306
76C	November 4 to November 8	307
76C	December 2 to December 6	308
76D	November 4 to November 8	309
76D	December 2 to December 6	310
76E*	November 4 to November 8	311
76E*	December 2 to December 6	312
77A	November 4 to November 8	376
77A	December 2 to December 6	377
77B	November 4 to November 8	313
77B	December 2 to December 6	314
77C	November 4 to November 8	315
77C	December 2 to December 6	316
78A	November 4 to November 8	317
78A	December 2 to December 6	318
78B	November 4 to November 8	319
78B	December 2 to December 6	320
79C	November 4 to November 8	321
79D	November 4 to November 8	322
80	November 4 to November 10	323
80*	December 2 to December 8	324
81A	November 4 to November 8	325
81A	December 2 to December 6	326
81B	November 4 to November 8	327
81B	December 2 to December 6	328
85A	November 4 to November 10	329
85A	December 2 to December 8	330
85B	November 4 to November 10	331

WMU	Resident - Open Season	Hunt Code
85B	December 2 to December 8	332
85C	November 4 to November 10	333
85C	December 2 to December 8	334
86A	December 2 to December 8	335
86B	December 2 to December 8	336
87B	November 4 to November 10	337
87B	December 2 to December 8	338
87C	November 4 to November 10	339
87C	December 2 to December 8	340
87D	November 4 to November 10	341
87D	December 2 to December 8	342
87E	November 4 to November 10	343
87E	December 2 to December 8	344
89A	November 4 to November 10	345
89A	December 2 to December 8	346
89B	November 4 to November 10	347
89B	December 2 to December 8	348
90A	November 4 to November 10	349
90A	December 2 to December 8	350
90B	November 4 to November 10	351
90B	December 2 to December 8	352
91A+	November 4 to November 10	353
91A~	November 18 to November 24	354
91A+	December 2 to December 8	355
91B+	November 4 to November 10	356
91B~	November 18 to November 24	357
91B+	December 2 to December 8	358
92A~	November 4 to November 10	359
92A~	November 18 to November 24	360
92A~	December 2 to December 8	361
92B~	November 4 to November 10	362
92B~	November 18 to November 24	363
92B~	December 2 to December 8	364
92C~	November 4 to November 10	365

White-tailed Deer

Controlled Deer Hunt Seasons (with Hunt Codes) continued

WMU	Resident - Open Season	Hunt Code
92C~	November 18 to November 24	366
92C~	December 2 to December 8	367
92D~	November 4 to November 10	368
92D~	November 18 to November 24	369
92D~	December 2 to December 8	370
93A	November 4 to November 10	371
93A	December 2 to December 8	372
93B	November 4 to November 10	373
93B	December 2 to December 8	374
94B	November 4 to November 10	375



Important dates for controlled deer hunters

- draw application period:
July 1 – 31
- draw results released:
September 1
- additional tags available:
September 9

ontario.ca/HuntBigGame **Ontario**

Controlled Deer Hunt Notes:

Unless otherwise indicated, only shotguns, muzzle-loading guns and bows are permitted in controlled deer hunts.

- ^ indicates that rifles, shotguns, muzzle-loading guns and bows are permitted.
- * indicates that only muzzle-loading guns and bows are permitted.
- + indicates that only shotguns and muzzle-loading guns are permitted.
- ~ indicates that only muzzle-loading guns are permitted.

The use of dogs is not permitted during controlled deer hunts.

Controlled deer hunt validations are for antlered or antlerless deer, except a portion are for antlered deer only in WMUs 76A, 76B, 76C, 76D, 76E, 77B, 77C, 78A and 78B. Applicants to these WMUs do not specify their preferred validation type. Your Licence Summary will indicate which validation type you were randomly drawn for.

WMU 77A is a federal military base and has unique access permission requirements. Please contact your local MNRF work centre for more information.

Hunter reporting is required

All hunters that purchase or are issued a tag to hunt elk, deer, bear, wild turkey and wolf/coyote (in WMUs where a tag is required), and any hunter issued a licence to hunt moose must complete a hunter report. You are required to complete a hunter report even if you did not participate in the hunt or harvest an animal. Refer to the Hunter Reporting Requirements section (p. 22) for details on timelines, how to submit your report and consequences for not reporting.

ontario.ca/HunterReporting



Deer Hunting Requirements

Anyone wishing to hunt deer must have the following:

- Outdoors Card
- Deer Licence or Farmer's Deer Licence listed on your Licence Summary
- Deer Tag or Additional Deer Tag (validated for the appropriate season/firearm, area, and type of deer) OR be party hunting with a person who has a valid Deer Tag or Additional Deer Tag
- proof of firearm accreditation if you are hunting with a gun

The Deer Tag included with the purchase of a Deer Licence or Farmer's Deer Licence is valid for one antlered deer (a deer with at least one antler of at least 7.5cm long) in any WMU with an open season. **Note:** the Controlled Deer Hunt section describes the additional requirements for hunting during a controlled deer hunt season.

Resident hunters wishing to hunt an antlerless deer (deer with no antlers or antlers both less than 7.5cm long, which generally include adult female deer and fawns of both sexes) should apply to the antlerless deer draw and/or the controlled deer hunt draw depending on their WMU and season of preference. **Note:** Hunters may also hunt an antlerless deer by purchasing an Additional Deer Tag valid for antlerless deer or by party hunting with a person who has a Deer Tag or Additional Deer Tag valid for an antlerless deer.

Resident hunters successful in the antlerless deer draw will be issued a Deer Tag that identifies the tag as being valid for 1 antlerless deer in a specific WMU or 1 antlered deer in any WMU.

Note: Only farmers (or an immediate relative) whose primary occupation is farming who live upon and till land which they own are eligible for a Farmer's Deer Licence. The immediate relatives of a farmer may only purchase this licence if their primary occupation is farming and they also live upon and till the land. The tag that is issued with a Farmer's Deer Licence is only valid for the geographic

area in which the farmer's land is located. Farmers must identify the geographic area in which their land is located and complete an attestation online or in-person at a participating ServiceOntario or licence issuer.

Deer Hunting Regulations

Hunters are only permitted to harvest the type of deer identified on their Deer Tag or Additional Deer Tag, except in the following circumstances:

- if party hunting, a hunter may harvest the type of deer identified on the Deer Tag (or Additional Deer Tag) of a member of their hunting party
- if hunting in a controlled deer hunt, a hunter may only harvest the type of deer identified on their (or their party member's) controlled deer hunt validation listed on their Licence Summary or their Additional Controlled Deer Tag

Tagging and Transporting

Go to the Tags section (p.19) for details on tagging and transporting. Additional information on shipping and exporting can be found in the General Regulations section (p.37).

Mandatory Hunter Reporting Requirements

Go to the Mandatory Hunter Reporting section (p.22) for details on timelines and how to submit your report.

Firearms

Big game, including deer, may only be hunted with a firearm (includes bows). When hunting deer, you may only use or carry a firearm of the type permitted for hunting deer at that time in that WMU. For example, when hunting deer during a bows only season, you may only use and carry a bow. Specifications on the firearms, ammunition, arrows and broadheads that are permitted when hunting deer are found in the General Regulations section (begins on p.28-37).

Party Hunting for Deer

Party hunting is permitted during the open season for deer under a set of specific conditions. The list of conditions is listed in the General Regulations section (p.32).

A person shall not hunt deer in a party during a controlled deer hunt season unless their Licence Summary has been validated for that specific controlled deer hunt season. The exception is an apprentice hunter who is hunting with a licensed mentor (in which case the mentor must have their Licence Summary validated for the relevant controlled deer hunt season).

Dogs

The use of dogs is permitted for hunting deer during some seasons (a dog licence is required in these cases) – go to the deer season tables for information on when dogs are not permitted (p.40 - 45). In areas where the use of dogs is prohibited for hunting, dogs may still be used to track and retrieve a deer that has been wounded during a lawful hunt (go to (p.33) for more information).

Guides

Non-residents must employ one licensed guide for each two hunters when hunting deer in the Territorial District of Rainy River. WMUs within the Territorial District of Rainy River are 9B, 10, 11A and parts of 7B and 12B - go to the WMU maps section (p.12) and deer season tables for more information.

Additional Deer Tags

When deer populations in certain WMUs warrant, hunters may be offered the opportunity to harvest an additional deer through the purchase of Additional Deer Tags or Additional Controlled Deer Tags.

Information regarding this year's Additional Deer Tags (WMUs, hunt codes) will be posted online at ontario.ca/AdditionalDeerTag when available. If you do not have internet access, please contact the Natural Resources Information and Support Centre at 1-800-387-7011.

Additional Deer Tags are available on a first come, first served basis. Additional Deer Tags may also be available to non-residents in WMUs with a non-resident deer season. A Deer Licence is required before you can purchase an Additional Deer Tag.

Note: Additional Deer Tags are not valid during controlled deer hunt seasons. Additional Deer Tags may have a geographic restriction and be valid in only the part of the WMU specified online and on the tag. Hunters are responsible to ensure they are hunting in the correct WMU or part of a WMU.

Controlled Deer Hunt

Ontario residents who wish to hunt in a controlled deer hunt must have a valid Outdoors Card and apply, and be successful, in the controlled deer hunt draw. If you are successful in the draw you will receive a controlled deer hunt validation. Eligible farmers and landowners may instead apply for a farmer/landowner validation for themselves and/or their immediate relatives (p.48). Successful applicants need to print an updated Licence Summary that lists their controlled deer hunt validation (area, season, type of deer).

It is not necessary to purchase a Deer Licence prior to applying to the controlled deer hunt draw; however, hunters who receive a validation in the draw **must** purchase a Deer Licence before their validation will appear on their Licence Summary and before they can hunt in the controlled hunt. Each hunter who receives a validation in the draw is permitted to hunt deer in the WMU specified on their Licence Summary during the period indicated, so long as they also

meet the deer hunting requirements (p.46). The validation also identifies the type of deer that can be harvested on the hunter's deer tag during the period indicated. The validation is for an antlerless or antlered deer, unless the validation specifies antlered deer only. Whether a hunter has been successful in the antlerless deer draw is not relevant to the type of deer they can harvest during a controlled deer hunt season. Hunters who do not have a Licence Summary showing a controlled deer validation may not participate in the controlled deer hunt.

Note: Apprentice hunters (12-14 years old) are not eligible to apply to the controlled hunt draw or receive a controlled deer hunt validation, but they may participate in a controlled hunt with a mentor who has a controlled deer hunt validation for the relevant season listed on their Licence Summary. Any deer harvested must be using the mentor's validation and tag in these cases.

Controlled deer hunt draw applicants who wish to hunt in a party should apply as a group (using the Group Number provided by the Group Leader) rather than as individuals. The benefit of this is that if your group application is selected in the draw, every hunter listed on your application will receive a controlled deer hunt validation. The applicant who hunts in a party but applies as an individual risks being the only hunter in the party who is successful, or unsuccessful, in the draw. Individual and group applicants have the same chance of success in the draw.

For instructions on how to apply to the controlled deer hunt draw, go to the How to Apply to Hunt Big Game section (p.38).

Note: Additional Controlled Deer Tags may only be purchased by a person who holds a controlled deer hunt validation for the relevant WMU and season. Additional Controlled Deer Tags are only valid during the controlled deer hunt season specified on the tag.

Farmer and Landowner Controlled Hunt Validation

Farmers and landowners (or an immediate relative) may be eligible to receive a controlled deer hunt validation for one controlled deer hunt season if they meet one of the following criteria:

- they own a parcel of 20 hectares (50 acres) or more of land in a WMU with a controlled hunt
- their occupation is farming and they have an Ontario Ministry of Agriculture, Food and Rural Affairs Farm Business Registration Number (or letter of exemption from the Farm Organization Accreditation Tribunal) in a WMU with a controlled hunt
- they are the owner or the sole designated representative (president, vice-president, treasurer or secretary) of a company which owns a parcel of land of 20 hectares (50 acres) or more in the WMU with a controlled deer hunt

Farmers and landowners who meet the eligibility criteria may submit one application for a controlled deer hunt validation by completing an attestation statement online or in-person at a participating ServiceOntario or licence issuer. An immediate relative of the farmer or landowner meeting the above criteria also qualifies to receive a controlled deer hunt validation tag. During the application process the farmer or landowner will indicate if they wish to add any immediate relatives, the farmer or landowner will require the Outdoors Card number of the relative and the relationship to them in order to complete the process. An immediate relative is a person's grandparent, parent, spouse, sibling, child, step-child or grandchild (including equivalent step-family relationships).

Note: You must have a valid Outdoors Card and a valid Deer Licence or Farmer's Deer Licence before your controlled deer hunt validation will appear on your Licence Summary.

ON  HUNT

ONX HUNT HUNTING MAPS FOR ONTARIO



SCAN THE QR CODE FOR A FREE ONE-MONTH
MEMBERSHIP TO MAPS FOR ONTARIO.



2024 Important dates for hunters



Deer

- Licences and draw available:.....**March 1**
- Deadline for antlerless draw:.....**July 2**
- Additional deer tags available:.....**July 10**
- Controlled draw available:**July 1**
- Deadline for controlled draw:.....**July 31**
- Antlerless draw results:..... **August 1**
- Tags available to print:.....**August 20**
- Controlled draw results:.....**September 1**
- Controlled validation available
(for printing on Licence Summary):
.....**September 1**
- Additional controlled deer tags
available:.....**September 9**
- Deer report deadline:.....**January 14, 2025**



Small game

- Licences available:.....**January 1**



Wild turkey

- Spring tags available:.....**March 1**
- Spring report deadline:.....**June 14**
- Fall tags available:.....**September 1**
- Fall report deadline:.....**November 14**



Wolf/coyote

- Tags available:.....**January 1**
- Report deadline:.....**January 14, 2025**



Black bear

- Licences available:.....**March 1**
- Second tags available
(spring and fall seasons):.....**April 15**
- Resident report deadline:..**December 14**
- Spring non-resident report deadline:
.....**June 22**
- Fall non-resident report deadline:
.....**December 7**

For updates and information about fish and wildlife, follow us on social media:

@FishWildlifeON



Moose

- Primary allocation deadline:.....**April 30**
- Primary allocation results:.....**May 16**
- Primary tag claim deadline:.....**June 7**
- Second chance allocation deadline:
.....**July 8**
- Second chance allocation results:
.....**August 1**
- Tags available to print:.....**August 20**
- Moose report deadline:.....**December 29**



Elk

- Draw entry available:**April 15**
- Deadline for draw entry:.....**June 10**
- Draw results available:.....**August 1**
- Tags available to print:.....**August 20**
- Elk report deadline:.....**October 13**

Reach 1 Million+ anglers and hunters in Ontario

Connect and engage with them through our annual regulations summaries, Fish ON-Line tool, Learn to Fish initiative, active social media channels, email database and various other platforms.

Reach out to our team to learn more about advertising, sponsorship and partnership opportunities.



FWMarketing@ontario.ca





MARK YOUR CALENDARS!

ONTARIO'S FAVOURITE FISHING, HUNTING,
BOATING, OUTDOOR AND SPORTSMEN'S SHOW!

TORONTO 
SPORTSMEN'S SHOW

THE INTERNATIONAL CENTRE


MARCH 13-16, 2025



DON'T MISS OUT, RESERVE YOUR SPACE TODAY!

For more information about this premier event, please contact:

MIKE BLAKOE, Show Manager • mblakoe@mpltd.ca • 416.420.1800



WWW.TORONTOSPORTSHOW.CA

M Master
Promotions Ltd.

White-tailed Deer

For more information please visit: ontario.ca/CWD.

Chronic Wasting Disease (CWD)

Chronic Wasting Disease is a progressive, fatal and untreatable disease of the central nervous system in members of the deer family, or “cervids” (e.g. deer, elk, moose, caribou). CWD is a similar disease to scrapie in sheep, mad cow disease in cattle and Creutzfeldt-Jakob Disease in humans. CWD has been detected in over 30 states and four Canadian provinces. The disease can severely reduce cervid populations. With the help of hunters, the ministry has found no evidence that CWD is present in Ontario’s wildlife, but it is important to be vigilant.

Symptoms

CWD is a progressive disease. An infected animal may appear normal for several years before signs are noticeable.

How CWD is Spread

CWD is very contagious. It can be spread through the saliva, urine, faeces, and blood of infected animals, or by exposure to a contaminated environment. There is evidence that the abnormal prions that cause the disease may remain infectious in the environment, such as in soil, for years.


CWD and Humans

The World Health Organization has said that there is no current scientific evidence that CWD can infect humans. However, it recommends that humans or animals should not eat meat or organs from CWD infected or sick appearing animals.

Ontario’s CWD Plan

Ontario’s CWD Prevention and Response Plan is working to minimize the threat posed by CWD and protect the significant benefits provided by cervid species in the province.

SIGNS AND SYMPTOMS



Help us monitor wildlife health

If you find a wild animal that looks sick, is acting strange or is dead, please report it, and consider submitting samples (where feasible), to the Canadian Wildlife Health Cooperative (CWHC).

- Call **1-866-673-4781**.
- Learn more online at cwhc.wildlifesubmissions.org.

You can submit samples at no cost. Thank you for helping us monitor diseases in wildlife to keep Ontario's wildlife healthy.



ontario.ca/WildlifeHealth



Ontario

Keeping Chronic Wasting Disease Out of Ontario

Ontario has a number of laws in place to help prevent CWD from entering Ontario.

Allowed to import:

- packaged and deboned meat
- finished taxidermy mounts
- tanned hides and skins
- cleaned skull plate and antlers with no tissue attached

Illegal to possess or use:

- products (including lures) that contain bodily fluids from cervids for any purpose, including hunting

Note: Most jurisdictions have regulations in place governing the transport of cervid carcasses through their area. Contact the appropriate government agency in the jurisdictions where you intend to transport cervid carcasses to avoid inconvenience, potential seizure of game and charges.

How Hunters and the Public Can Help

- Know, follow and tell others about CWD prevention rules.

- Avoid feeding wild cervids to limit the spread of disease.
- Only use synthetic (artificial) or plant-based attractants.
- If you are feeding cervids, only use bait produced in Ontario.
- Always practice safe carcass handling procedures (e.g. wear rubber or latex gloves when field dressing deer, and minimize contact with eyes, brain, spinal cord, spleen, tonsil, lymph nodes, or bones of the skull and spinal column.
- Report any deer displaying signs of illness by noting the location, taking photos if it is safe to do so, and contacting the Canadian Wildlife Health Cooperative at 1-866-673-4781, the Natural Resources Information and Support Centre at 1-800-667-1940, or email cwd@ontario.ca.
- Immediately contact your local MNRF work center if you become aware of a positive CWD test from an animal that was harvested out-of-province, so that your meat can be safely disposed.
- The ministry encourages hunters to take part in annual surveillance of CWD by providing samples of their harvested deer for testing. Hunters can visit ontario.ca/CWD to learn more about specific annual testing locations.

Are you planning to hunt outside Ontario?

Help keep Chronic Wasting Disease (CWD) out of Ontario by being careful when importing deer, moose and elk (cervids) harvested in other jurisdictions.

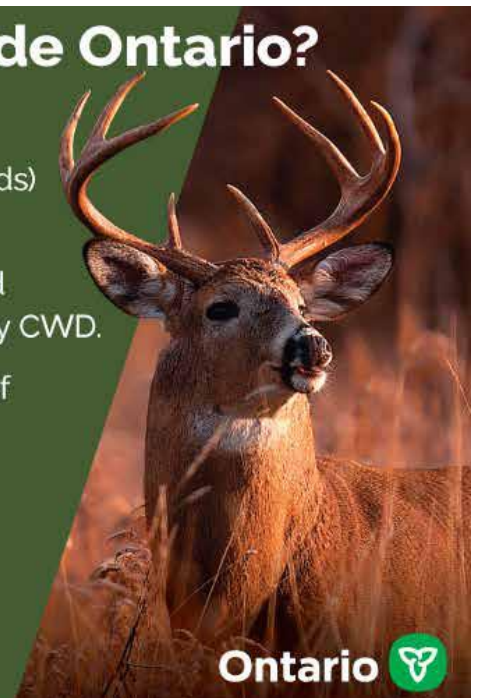
Review the rules for the import and possession of any cervid species, as some parts of the carcass are more likely to carry CWD.

Import or possession of high risk cervid parts from outside of Ontario could result in seizure of game and charges.

Help keep our deer, moose and elk populations healthy.

#ProtectTheHunt

Learn more at ontario.ca/CWD



White-tailed Deer

Last Year's Antlerless Deer Draw Results

WMU	Quota	% chance first choice
1C	20	100%
2	20	100%
3	150	100%
4	50	100%
5	75	52%
6	25	100%
7A	25	100%
7B	175	25%
8	800	99%
9A	25	86%
9B	75	28%
10	275	21%
11A	25	26%
11B	50	100%
12A	25	100%
12B	200	100%
13	2,500	100%
14	25	100%
15A	25	100%
15B	150	100%
16A	20	100%
16B	20	100%
16C	20	100%
17	20	100%
18A	20	100%
18B	20	100%
19	25	100%
21A	100	100%
21B	50	100%
22	50	100%
23	50	100%
24	50	100%
25	50	100%
26	50	100%
27	50	100%

WMU	Quota	% chance first choice
28	100	100%
29	50	100%
30	50	100%
31	50	100%
32	50	100%
33	50	100%
34	30	100%
35	50	100%
36	550	46%
37	550	47%
38	75	100%
39	100	13%
40	75	100%
41	200	21%
42	600	25%
43A	400	59%
43B	5,500	99%
44	50	51%
45	525	45%
46	750	43%
47	2,000	38%
48	775	39%
49	1,500	40%
50	380	32%
53A	900	50%
53B	60	81%
54	600	63%
55A	300	38%
55B	450	27%
56	1,200	49%
57	2,000	65%
58	1,900	51%
59	1,665	65%
60	4,000	65%

White-tailed Deer

Last Year's Antlerless Deer Draw Results continued

WMU	Quota	% chance first choice
61	1,300	36%
62	2,000	74%
63A	1,500	39%
63B	500	45%
64A	2,300	100%
64B	260	45%
65	4,300	100%
66A	400	28%
66B	30	100%
67	3,000	78%
68A	250	30%
68B	500	33%
69A	600	100%
69B	350	100%
70	300	89%
71	800	100%
72A	600	76%
72B	50	100%
73	1,600	92%
74A	350	100%
74B	450	70%

WMU	Quota	% chance first choice
75	900	98%
76	500	43%
77	600	80%
78	1,000	100%
79	400	100%
80	1,500	100%
81	500	74%
82A	6,300	100%
82B	800	100%
83A	150	27%
84	3,350	100%
85	1,450	100%
86	650	100%
87	1,500	100%
88	600	100%
89	2,000	95%
90	2,100	100%
91	1,200	100%
92	3,600	100%
93	2,200	100%
94	2,700	100%



Hunting?
WARNING!
 Never hunt near power lines, dams and hydroelectric generating stations!
STAY SAFE AND AWAY FROM FACILITIES.

Evolugen | 1.877.986.4364
 ontario.info@evolugen.com
 evolugen.com/publicsafety

White-tailed Deer

Last Year's Controlled Deer Hunt Validation Draw Results

WMU	Season	Quota	% chance first choice
53B	1	200	100%
69A	3	950	100%
70	3	550	74%
76A	1	450	100%
76A	3	250	100%
76B	1	400	100%
76B	3	250	100%
76C	1	600	100%
76C	3	215	88%
76D	1	275	100%
76D	3	200	100%
76E	1	20	100%
76E	3	25	100%
77A	1	75	100%
77A	3	25	100%
77B	1	700	100%
77B	3	200	84%
77C	1	300	100%
77C	3	250	100%
78A	1	150	56%
78A	3	300	100%
78B	1	150	46%
78B	3	300	100%
79C	1	400	100%
79D	1	175	100%
80	1	2,800	100%
80	3	500	100%
81A	1	700	100%
81A	3	200	100%
81B	1	750	100%
81B	3	360	100%
85A	1	825	100%

WMU	Season	Quota	% chance first choice
85A	3	475	100%
85B	1	1,575	97%
85B	3	1,125	100%
85C	1	725	100%
85C	3	525	100%
86A	3	550	100%
86B	3	600	100%
87B	1	700	100%
87B	3	200	100%
87C	1	500	100%
87C	3	200	100%
87D	1	900	100%
87D	3	250	100%
87E	1	600	100%
87E	3	200	100%
89A	1	800	91%
89A	3	500	100%
89B	1	1,400	100%
89B	3	800	100%
90A	1	850	100%
90A	3	800	100%
90B	1	1,800	95%
90B	3	1,600	100%
91A	1	700	100%
91A	2	100	100%
91A	3	450	100%
91B	1	700	100%
91B	2	150	100%
91B	3	650	100%
92A	1	350	100%
92A	2	250	100%
92A	3	300	100%

Last Year's Controlled Deer Hunt Validation Draw Results continued

WMU	Season	Quota	% chance first choice
92B	1	925	99%
92B	2	700	100%
92B	3	650	100%
92C	1	475	100%
92C	2	300	100%
92C	3	250	100%
92D	1	600	100%
92D	2	400	100%
92D	3	450	100%
93A	1	400	49%
93A	3	400	60%
93B	1	150	80%
93B	3	150	100%
94B	1	225	61%

Roadway safety

Shooting from a roadway is dangerous and illegal.



Ontario

Help prevent the establishment of invasive wild pigs in Ontario



Report invasive wild pig sightings:

- wildpigs@ontario.ca
- 1-833-933-2355

Do not hunt pigs, it is illegal. Remember that:

- any pig outside of a fence is a wild pig
- MNRF responds to all sightings

ontario.ca/WildPigs



Ontario

Cervid Family Comparison

Ontario has four different wild members of the cervid/deer family. You must have a valid licence and tag for the species you are hunting. There is no open season for caribou and a limited open season for elk, so you must be absolutely certain that the animal you see is the right species, sex and age.

There are differences in the size, shape and colour of moose, white-tailed deer, elk and caribou.



Woodland Caribou (no open season)

Size: 1.0 to 1.2 m at the shoulders

Bull: 160 to 210 kg

Cow: 110 to 150 kg



Elk (limited open season for residents)

Size: 1.2 to 1.5 m at the shoulders

Bull: average 354 kg

Cow: 227 to 239 kg



Moose

Size: 1.5 to 1.8 m at the shoulders

Bull: 400 to 545 kg

Cow: 375 to 535 kg



White-Tailed Deer

Size: 0.9 to 1.1 m at the shoulders

Adult buck: 45 to 136 kg

Adult doe: 39 to 60 kg

Moose



Moose Seasons

Moose tags are valid only for the WMU, moose type(s) and season(s) indicated on the tag. A bull tag or a cow/calf tag valid for the bows only season (i.e. a “bow tag”) is valid only during the bows only season. A bull tag or a cow/calf tag valid for the every firearm/“gun” season is valid only during that season. Calf tags are valid for the full length of the moose hunting season(s) in the WMU they are issued for (e.g. in both the bows only and “gun” seasons).

Rifles, Shotguns, Muzzle-loading Guns and Bows (the “gun” seasons when “gun tags” are valid)

Wildlife Management Unit	Resident – Open Season	Non-Resident – Open Season
1A, 1C, 1D, 16-17, 25	September 14 to December 15	September 16 to November 15
2-4, 18A, 18B	October 5 to December 15	October 7 to November 15
5, 6, 7B, 8, 9A, 9B, 11A, 11B, 12-15, 19, 21A, 21B	October 12 to December 15	October 14 to November 15
22, 23, 28-42	October 12 to November 15	October 14 to November 15
24, 27	October 5 to November 15	October 7 to November 15
26	September 14 to October 31	September 16 to October 31
46-50, 53-63	October 21 to October 27	None

Note: The hunting of predominantly white-coloured moose (over 50 percent white) is not permitted in WMUs 30 and 31.

Bows and Muzzle-loading Guns Only (seasons when bows and muzzle-loading guns only tags are valid)

Wildlife Management Unit	Resident – Open Season	Non-Resident – Open Season
7A	October 12 to December 15	October 14 to November 15
18B	September 14 to October 4	September 14 to October 4

Moose

Bows Only

(seasons when “bow tags” are valid)

Wildlife Management Unit	Resident – Open Season	Non-Resident – Open Season
2-4, 18A, 24, 27	September 14 to October 4	September 14 to October 4
5, 6, 7B, 8, 9A, 9B, 11A, 11B, 12-15, 19, 21-23, 28-33, 35-42	September 21 to October 11	September 21 to October 11
46-50, 53-63	October 5 to October 11	None

Note: The hunting of predominantly white-coloured moose (over 50% white) is not permitted in WMUs 30 and 31.

Resident Seasons with Controlled Hunter Numbers

Wildlife Management Unit	Resident – Open Season	Firearm Type	Restrictions
11B	September 21 to October 11	Rifles, Shotguns, Muzzle-loading Guns	For hunters with a lower limb disability (see notes below).
65	October 5 to October 7	Bows Only	For hunters with a lower limb disability (see notes below). See notes on WMU 65 below.
65	October 8 to October 14	Bows Only	See notes on WMU 65 below.

Moose Hunting Requirements

Anyone wishing to hunt moose in Ontario must have the following:

- Outdoors Card
- Moose Licence listed on your Licence Summary
- Moose Tag (valid for the appropriate season/firearm, area, and type of moose), OR be party hunting with a person who has a valid Moose Tag, and
- proof of firearms accreditation if you are hunting with a gun

Reminders

Applying to the moose tag allocation process does not provide you with a moose licence. To party hunt with a tag holder you must purchase a moose licence prior to your hunt. In order to hold a Moose Tag you must purchase a Moose Licence.

A Moose Licence does not include a calf tag. WMU-specific calf tags can be applied for through the allocation process described on p.58 of this section and at ontario.ca/MooseTagProcess.

Tag types are:

- bull tags valid only for the harvest of a bull moose and specific to a WMU and season (e.g., bows only season)
- cow/calf tags valid for either a cow OR a calf moose and specific to a WMU and season (e.g., gun season)
- calf tags valid only for the harvest of a calf moose and specific to a WMU and all seasons (e.g., both the bows only and gun seasons)

Moose Hunting Regulations

Tagging and Transporting

Go to the Tags section (p.19) for details on tagging and transporting. For additional information on shipping and exporting, go to the General Regulations section (p.37).

Mandatory Hunter Reporting

There is a mandatory hunter reporting requirement for all moose licence holders. Go to the Mandatory Hunter Reporting section (p.22) for details on timelines and how to submit your report.

Firearms

Big game, including moose, may only be hunted with a firearm (includes bows). When hunting moose, you may only use or carry a firearm of the type (rifle, shotgun, muzzle-loading gun or bow) permitted for hunting moose at that time in that WMU. For example, when hunting moose during a bows only season, you may only use and carry a bow. Specifications on the firearms, ammunition, arrows and broadheads that are permitted when hunting moose are found in the General Regulations section (begins on p.28).

Party Hunting for Moose

Party hunting is permitted during the open season for moose under a set of specific conditions. The list of conditions is listed in the General Regulations section (p.32).

To party hunt on a moose tag from a tourist outfitter, you must be a registered guest of the outfitter. Go to the Hunting with a Tourist Outfitter Section (p.64).

Moose Hunting in WMU 65

In WMU 65 there are no dogs allowed. Hunters wishing to hunt moose in WMU 65 are required to obtain written landowner permission. Hunters must

have a tag specifically valid for WMU 65 or have a partner permit (in addition to their moose licence) that is associated with the hunter who has a tag validated for WMU 65. Contact Kemptville Work Centre at 613-258-8204 for details.

Opportunities for Moose Hunters with Lower Limb Disabilities

Hunters with disabilities may apply for a moose tag in any WMU, however there are two WMUs (11B and 65) that offer seasons specifically for resident moose hunters with lower limb disabilities. Hunters who qualify for these seasons are people who:

- are paraplegic or hemiplegic.
- have a single, above the knee, lower limb amputation, or a double, below the waist amputation
- have a severe disability and cannot hunt without the use of a wheelchair (or similar means of locomotion). These cases require a medical certificate

Qualified hunters wishing to take part should apply for a tag in the points-based allocation process. Such applications will be considered like any other; there are no separate quotas.

For more information regarding WMU 11B, please contact Thunder Bay Work Centre at 807-475-1471. For more information regarding WMU 65, please contact the Kemptville Work Centre at 613-258-8204.

Points-based Moose Tag Allocation Process

Overview

- Moose tags are distributed to Ontario residents using a points-based process.
- The process includes two stages with different application periods: the primary allocation stage and the second chance allocation stage.
- Hunters awarded a tag in either stage will decide whether to claim it before the respective tag claim deadline.

Moose - Tag Allocation Process

- The minimum points required to be awarded each tag type and whether tags remain available beyond the first choice is not set in advance, but is determined solely by how many hunters choose each tag type relative to the quota and their points.
- Go to What to Consider When you Apply (p.67) for information about last year's allocation results.

Primary Allocation Stage

Tag quotas and hunt codes are available at ontario.ca/MooseQuotas or by calling **1-800-288-1155**. Hunt codes are also available on p.73.

Review Quotas and Apply: April 1 to April 30

- **April 1** – MNRF publishes tag quotas for the primary allocation stage and the application period opens.
- Hunter pays \$15 application fee.
- Hunter can make up to three choices for a tag type: WMU, moose type and season/firearm type. Go to p.57 for information on tag types. You can apply for a point directly by selecting WMU "99Z" (hunt code "999") as your first choice rather than applying for a tag. You will be allowed to change your mind and apply for a tag in the second chance allocation stage. Complete your application by **April 30** for the primary allocation stage. Hunters are encouraged to apply early in the application period and make sure to keep record of their application receipt or confirmation number for reference.
- You can apply online at huntandfishontario.com, by calling the automated phone line at 1-800-288-1155 or in person at a licence issuer or participating ServiceOntario.
- Go to the How to Apply to Hunt Big Game section on (p.38) for more information and (p.63) for service options.

How it Works

Each tag type is allocated separately in a series of up to three steps:

1. Each tag type will be allocated to the hunters with the most points who selected that tag type as their first choice.
 - For example, all first-choice applicants for a given tag type will be ordered by their points. Tags will be awarded in descending order from highest to lowest points.
2. If tags remain available, the applicants with the most points that selected that tag type as their second choice will be awarded tags.
3. If tags are still available, this process will be repeated for third-choice applicants.

A random draw will be used to break ties when there are more applicants with the same points than the number of tags that remain available.

Check Primary Allocation Results and Claim Tag: May 16 to June 7

- Allocation results for the primary allocation will be available **May 16**.
- Check if you were awarded a tag online at huntandfishontario.com or by calling the automated phone line at **1-800-288-1155**.
- Claim your tag before the deadline on **June 7** by buying your moose licence and purchasing your tag. Fees are described on p.14.
- Your points will reset to zero when you claim a tag awarded in the primary allocation stage.
- You can claim your tag by purchasing a moose licence and your tag online, by phone or at a licence issuer or participating ServiceOntario.
- You must claim your tag by **June 7** for it to be issued to you. Unclaimed tags will be made available for other hunters to apply for in the second chance allocation stage.
- There is currently no penalty for not claiming a tag.
- Hunters who choose not to claim a tag or who are unsuccessful in the primary allocation stage can apply to the second chance allocation stage without paying a second application fee.

Second Chance Allocation Stage

Apply: June 15 to July 8

- On **June 15** MNRF publishes the remaining number of tags available for the second chance allocation stage and the second chance application period opens.
- Numbers of tags remaining available can be accessed at ontario.ca/MooseQuotas or by calling 1-800-288-1155. Hunt codes for remaining tag types will remain unchanged between stages.
- Tags available will include those that weren't applied for or went unclaimed in the primary allocation stage.
- Hunters can submit a new application to the second chance allocation stage unless they already claimed a tag in the primary allocation stage. Your previous choices will not automatically carry forward to the second chance allocation.
- Hunters can again make up to three choices for a tag type.
- Hunters can select WMU "99Z" (hunt code "999") as their first choice if they do not wish to be awarded a tag based on points. They can also enter a second or third choice for a tag awarded by random draw.

How it Works

- Like the primary allocation stage, tags will be awarded to the first-choice applicants with the most points.
- If tags remain available, a random draw will be used to allocate tags among hunters who applied for that tag type as their second choice.
- If tags are still available, a random draw will be used to allocate tags among hunters who applied for that tag type as their third choice.

Check Second Chance Allocation Results and Claim Tag: August 1 to End of Season

- Allocation results for the second chance allocation will be available **August 1**.
- You can choose to claim your tag after **August 1** and before the end of the relevant season by buying your moose licence and paying for your tag.
- You can claim your tag by purchasing a moose licence and your tag online or at a licence issuer or participating ServiceOntario.
- Your points will reset to zero if you claim a tag you were awarded from your first choice in the second chance allocation stage. If you applied to WMU "99Z" or you chose to claim a tag from your second or third choice you will retain your points and gain a point.

Do the right thing

Self-report wrongfully shot moose to a conservation officer.



Call 1-877-847-7667 to report.

Ontario 

Moose

Draw History and Points

Your Points from the Past Moose Tag Draw

Your current points may reflect points you gained based on your draw history from 1993 through 2020. Go to ontario.ca/MooseTagProcess for more information.

Your Points Under the Tag Allocation Process

Under the points-based allocation process, a hunter will accumulate a single point in any year they apply to one or both allocation stages, if they don't claim a tag awarded based on points.

If you claim a tag awarded based on points from the primary allocation or the first choice of the second chance allocation, your points will reset to zero (early next year).

You will retain your points and will gain a point (early next year) if you claim a tag awarded to you on either your second or third tag choices in the second chance allocation.

You can accumulate a single point per year without being considered for a tag awarded based on points by selecting WMU "99Z" (hunt code "999") with your first choice in either the primary or second chance allocation.

Obtaining a moose tag from a tourist outfitter will not affect your points. You cannot hold more than one moose tag per year. Your points are available through your online account at huntandfishontario.com or by calling the automated phone line at **1-800-288-1155**. Please note ServiceOntario and licence issuers are not able to access your points for you.

Northern Ontario Preference Point

Northern Ontario resident hunters will receive a small preference by receiving one additional point (non-accumulating) in choices they enter for a northern WMU (WMUs 1-42). This small preference replaced the Northern Resident Draw.

Tag Transfers

Moose tag transfers are no longer permitted. In exceptional circumstances such as injury, illness or death of the tag holder or an immediate family member; or redeployment by the Canadian Armed Forces, a tag transfer may be considered with written request and documentation. If necessary, please contact the Natural Resource Information and Support Centre at NRISC@ontario.ca.

DELUXE WALL TENTS



Wall tents build in Canada
for Canadian conditions

www.deluxewalltents.com
(250) 704-2534
perry@deluxewalltents.com

Free shipping in Canada (some conditions apply)

- wall tents
- used tents
- diesel heaters
- bear fences
- bedrolls
- alum. frames
- wood stoves
- cots
- tarps
- game bags

Important dates for moose hunters

Dates subject to change beyond 2024

 **April 1 to April 30:** apply to the primary allocation stage

 **May 16 to June 7:** claim tags awarded in the primary allocation stage

 **May 16:** Moose Licences become available for purchase

 **June 15 to July 8:** apply to the second chance allocation stage

 **August 1 to End of Season:** claim tags awarded in the second chance allocation stage

 **August 20:** tags available to print until end of season

April						
SU	MO	TU	WE	TH	FR	SA
	1	2	3	4	5	6
7	8	9	10	11	12	13
14	15	16	17	18	19	20
21	22	23	24	25	26	27
28	29	30				

May						
SU	MO	TU	WE	TH	FR	SA
			1	2	3	4
5	6	7	8	9	10	11
12	13	14	15	16	17	18
19	20	21	22	23	24	25
26	27	28	29	30	31	

June						
SU	MO	TU	WE	TH	FR	SA
						1
2	3	4	5	6	7	8
9	10	11	12	13	14	15
16	17	18	19	20	21	22
23	24	25	26	27	28	29
30						

July						
SU	MO	TU	WE	TH	FR	SA
	1	2	3	4	5	6
7	8	9	10	11	12	13
14	15	16	17	18	19	20
21	22	23	24	25	26	27
28	29	30	31			

August						
SU	MO	TU	WE	TH	FR	SA
				1	2	3
4	5	6	7	8	9	10
11	12	13	14	15	16	17
18	19	20	21	22	23	24
25	26	27	28	29	30	31

Hunter Reporting Deadlines

November 22: Non-resident Moose Hunter Report for Tourist Outfitter deadline

December 22: Resident Moose Tag Holder Report for Tourist Outfitter deadline

December 29: Moose Hunter Report deadline



2024

Moose

Service Options for Moose Hunters

Service	Online	Automated Phone Line: 1-800-288-1155	Participating ServiceOntario or licence issuer
Learn tag quotas	ontario.ca/MooseQuotas	Yes	No
Apply for a moose tag	huntandfishontario.com	Yes	Yes
Check results	huntandfishontario.com	Yes	No
Claim your moose tag	huntandfishontario.com	Yes – Primary Allocation No – Second Chance	Yes
Print your moose tag	huntandfishontario.com	No	Yes

For step-by-step instructions:

1. Visit huntandfishontario.com
2. Click on Helpful Links
3. Click on Tips to Get Started
4. Choose:
 - how to set up your online account
 - how to view your draw entries and results (includes draw history)

- how to view your moose points
- how to apply to the moose tag allocation process
- how to claim your moose tag

Learn more about what to consider when you apply on (p.67) and at ontario.ca/MooseTagProcess.

For inquiries contact the Natural Resource Information and Support Centre by email: NRISC@ontario.ca, or phone: 1-800-387-7011.

#MyONHunt

Celebrating hunting experiences across Ontario!

Share your hunt with us and you could be featured on our social media.

Send a clear photo and story of your hunt to FWMarketing@ontario.ca.



Moose Hunting Fees

Hunters pay an application fee to apply to the allocation process, instead of having to purchase a licence to apply. Hunters only need to purchase a moose licence before claiming a tag or party hunting with a tag holder. Find the application fee, licence fee and tag fees on p.14.

Additional Moose Hunting Regulations for Non-Residents

Non-resident moose hunters can only hunt moose:

- during an open non-resident moose season, and
- as a registered guest of a tourist outfitter hunting on a tag issued to them or a party member by the tourist outfitter, or
- by party hunting on a tag issued through the moose tag allocation process to an immediate relative who is an Ontario resident, and only on that tag

A non-resident may not party hunt on a tag issued through the moose tag allocation process to an Ontario resident that is not their immediate relative. Immediate relative means grandparent, parent, spouse, child, sibling or grandchild (including equivalent step-family relationships). An attestation statement verifying the immediate relative relationship must be completed by the non-resident online or in-person at a licence issuer or participating ServiceOntario location at the time the non-resident moose licence for an immediate relative is purchased.

Non-residents are required to have hunter accreditation that is recognized by Ontario – see the Hunting Licence Information section for more details (p.16).

Non-residents must employ one licensed guide for each two hunters when hunting moose in the Territorial District of Rainy River. WMUs with moose hunting seasons in the Territorial District of Rainy River are: 9B, 11A and parts of 7B and 12B (p. 12).

Hunting with a Tourist Outfitter

Residents and non-residents can acquire a hunt that includes a tag from a tourist outfitter. A hunter can only acquire a tag through an outfitter if they haven't already been issued a tag for that year. You must have a valid Outdoors Card before a tourist outfitter can request the moose tag on your behalf. Outfitters will provide further instruction to prospective clients on the steps that must be taken to purchase a moose licence and the tag from the MNRF before arriving at the outfitter. The outfitter can only provide the tag once the client has paid for the tag. The moose tag fees on p.14 apply to both residents and non-residents.

Any hunter who receives a tag from an outfitter or is hunting in a party with another hunter who receives a tag from an outfitter must have a moose licence and be a registered guest of the outfitter. Each registered guest must carry documentation provided by the outfitter to verify this (in addition to their Outdoors Card, moose licence and tag if applicable).

Going hunting?



Debris and grass build-up under your ATV can heat, fall and ignite! Reduce the risk of sparking a wildfire!

1. Keep your machine clean.
2. Stop often to check for and remove debris.
3. Let your machine cool.
4. Ensure your ATV has a proper spark arrestor.
5. Pack a shovel, collapsible pail or fire extinguisher in case of fire.

It's wildfire season. Don't be the reason.

ontario.ca/FirePrevention

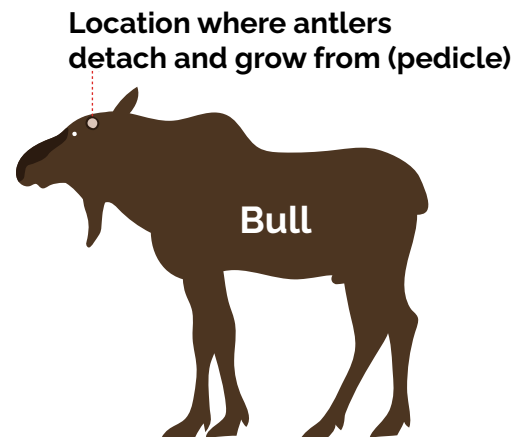
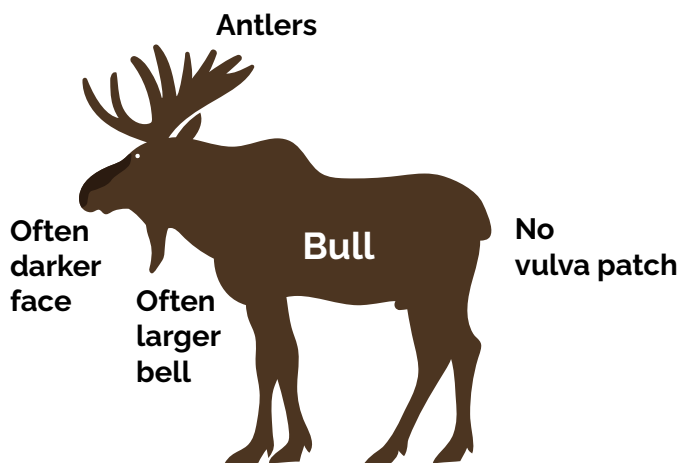
Ontario 



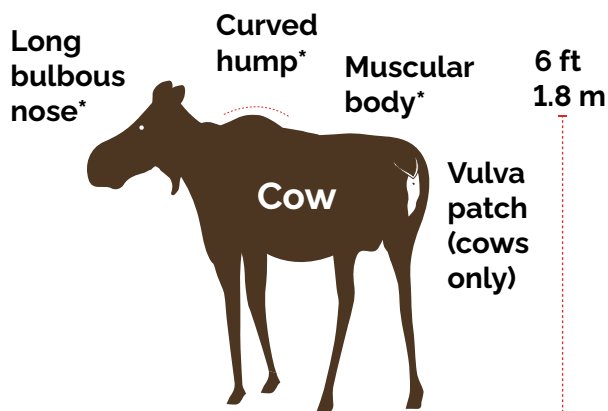
How to properly identify a moose before you shoot

As a moose hunter, you are responsible for properly identifying your target and only harvesting a moose that you or a person you are party hunting with has a valid tag for. Evaluating multiple physical characteristics of the moose will better enable you to correctly identify the age/sex of the moose before harvesting it. If in doubt, do not shoot.

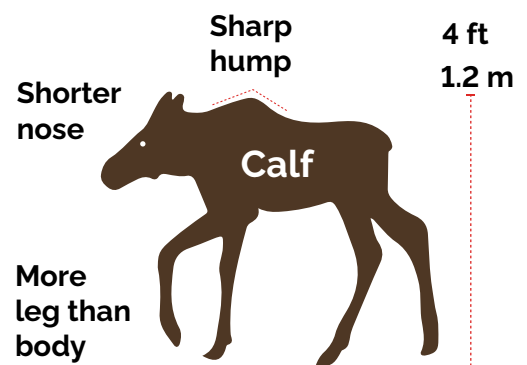
An adult moose (cow or bull) is a moose that is at least one year old at the time of the hunt. A calf moose is a moose that is less than one year old at the time of the hunt.



Bull moose may lose their antlers before the end of the hunting season. A bull tag is still required to harvest a bull moose with or without antlers.



*These characteristics are in comparison to a calf.



Calf moose are seldom alone.

Last Year's Moose Tag Allocation Process Results

- **84,506** hunters applied
- **16,408** tags were available in the primary allocation
- **9,675** tags were available in the second chance allocation

14,912 tags were awarded overall, including:

- 99% of bull tags
- 89% of cow/calf tags
- 86% of calf tags

Of the applicants awarded tags:

- 11% were awarded by random draw (points not applicable (N/A))
- 44% had 0–4 points
- 26% had 5–9 points
- 10% had 10–14 points
- 6% had 15–19 points
- 3% had 20–24 points
- 1% had 25–31 points

The average minimum points required for a tag in 2023 decreased by 0.3 points in the primary allocation (7.1 to 6.8) and increased by 0.2 points in the second chance allocation (6.3 to 6.5) compared to 2022.

Of the tags awarded in the primary allocation, those awarded to first-choice applicants (Choice 1) included:

- 99% of bull tags
- 87% of cow/calf tags
- 72% of calf tags

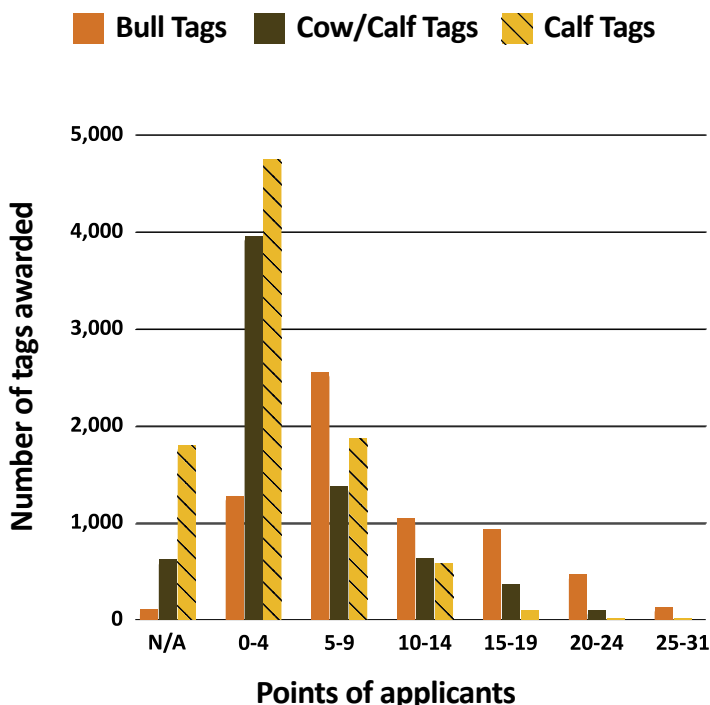
Of the tags awarded in the second chance allocation, those awarded to first-choice applicants (Choice 1) included:

- 94% of bull tags
- 75% of cow/calf tags
- 54% of calf tags

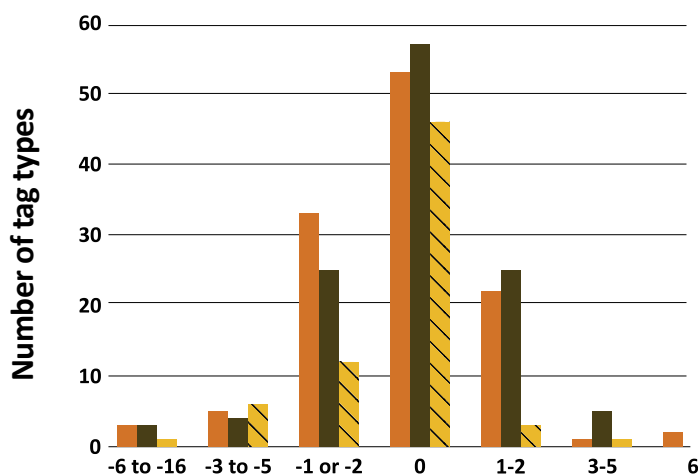
The overall percentage of awarded tags that were claimed:

- 82% of bull tags
- 74% of cow/calf tags
- 71% of calf tags

See pages 67-72 for more information on last year's moose tag allocation process results.



Tags awarded by points of applicants in 2023. Most tags were awarded to applicants with relatively few points.



Change in minimum points required 2022 to 2023

Change in minimum points required (MPR) 2022 to 2023 (primary allocation). Being awarded most tag types required the same number of points (change in MPR = 0) or required fewer points (change <0) in 2023 compared to 2022.

Moose — What to Consider When You Apply

- Last year's minimum points required for each tag type in the primary and second chance allocation stages is available in the tables on p. 68-72. The minimum points required may vary from year to year based on tag quotas and the number of points of each applicant.
- There is no guarantee you will be awarded a tag if you have the minimum points required for a tag last year. This information is provided to help hunters understand when you may have enough points for your preferred tag type and to apply strategically.
- For most tag types a tie-breaking random draw was required to award the remaining tags among applicants that were tied at the minimum points required. You may have had the same number of points as the minimum points required but were unsuccessful in a tie-breaking random draw.
- Your second choice will not be considered for a tag type where all available tags were awarded to first-choice applicants, regardless of how many points you have. For second choices to be considered, all of the first-choice applicants for that tag type need to have been awarded tags.
- Similarly, your third choice will not be considered for a tag type where all available tags were awarded to first- or second-choice applicants, regardless of how many points you have. For third choices to be considered, all of the first- and second-choice applicants for that tag type need to have been awarded tags.
- If you are awarded a tag on your first choice, then your second and third choices are not considered in that allocation stage. Similarly, if you are awarded a tag on your second choice, your third choice is not considered in that allocation stage.
- The results tables can also be used to predict which tag types may remain available for second and third choices in either allocation stage. Minimum points required values with an asterisk (*) indicate that there were tags still available after all first-choice applicants had been awarded a tag. These are the tag types most likely to be available when considering second- and third-choices. Tag types without an asterisk had all available tags awarded to first-choice applicants. If you desire one of these tag types, you should select it as your first choice.
- Your first, second and third choices of the primary allocation, and your first choice of the second chance allocation will require you to use all of your points to claim a tag. Your second and third choices of the second chance allocation do not require you to use your points to claim a tag.
- **Consider other hunters when applying to the second chance allocation.** A tag you are awarded in the primary allocation that you choose not to claim will be made available in the second chance allocation, but being awarded a tag in the second chance allocation that you don't claim removes that hunting opportunity from other hunters and may mean they miss the moose hunt entirely. Please don't apply for a tag you won't claim.
- If you are not willing to use your points on a tag in the second chance allocation, then you can apply to WMU "99Z" (hunt code "999") with your first choice and still enter a second (and third) choice.
- Learn more about what to consider when you apply at ontario.ca/MooseTagProcess.
- More detailed moose tag allocation results are available through ontario.ca/moose.

Notes for tables on p. 68-72: WMUs not listed did not have a quota of that type last year. Second Chance Minimum Points Required is not applicable (N/A) where there were no Second Chance Tags Available. The minimum points required values include the Northern Ontario preference point (p. 61). Minimum Points Required values with an asterisk (*) are tag types that were available after all first-choice applicants had been awarded a tag. Values without an asterisk had all available tags awarded to first-choice applicants. For WMU 18B "bow" tags are for the bows and muzzle-loading guns only season.

Tags in far Northern Ontario (e.g. WMUs 1A, 1C, 1D, 2, 16A, 16C, 17, 18B and 25) may be in relatively low demand and awarded to hunters with few points, but moose in all or large parts of these WMUs cannot be accessed by road. Any road-accessible areas of such WMUs may have higher than expected hunter numbers and lower hunter success rates. Please consider these aspects when planning a moose hunt in such WMUs.

Moose — Last Year's Bull Gun Tag Allocation Results

WMU	Primary Quota	Primary Minimum Points Required	Second Chance Tags Available	Second Chance Minimum Points Required
1A	34	0*	32	0*
1C	256	0*	137	0*
1D	46	0	27	0*
2	99	1	52	1
3	114	5	48	4
4	107	5	51	4
5	63	8	25	8
6	1	8	1	8
7B	1	7	0	N/A
8	6	9	2	8
9A	7	11	1	10
9B	7	9	2	8
11A	26	7	7	7
11B	11	9	3	9
12A	31	8	12	8
12B	55	9	17	9
13	11	11	1	11
14	18	5	9	4
15A	80	8	33	7
15B	544	4	274	3
16A	161	0	70	0*
16B	133	4	73	3
16C	92	2	50	2
17	31	7	7	8
18A	15	9	7	7
18B	25	3	6	4
19	200	5	85	4
21A	226	5	104	4
21B	130	8	48	8
22	25	10	13	9
23	76	9	29	7
24	56	11	22	10
25	36	4	15	4
26	32	10	12	10

WMU	Primary Quota	Primary Minimum Points Required	Second Chance Tags Available	Second Chance Minimum Points Required
27	45	11	14	11
28	156	15	42	14
29	18	20	2	19
30	71	16	24	13
31	64	17	14	16
32	40	12	19	11
33	17	9	4	9
34	20	12	9	11
35	73	15	30	12
36	28	21	8	19
37	21	18	5	16
38	75	15	28	14
39	43	20	11	20
40	37	21	7	20
41	58	23	15	22
42	38	24	8	24
46	39	11	17	10
47	39	20	7	20
48	15	25	4	24
49	57	20	13	19
50	11	19	2	20
53	32	13	9	12
54	31	13	6	13
55A	6	20	1	18
55B	3	18	2	16
56	44	15	12	14
57	12	18	3	18
58	3	14	1	15
60	66	17	19	16
61	22	16	2	16
62	7	16	1	16
63	34	15	12	15
Total	3,980		1,626	

Moose — Last Year's Cow/Calf Gun Tag Allocation Results

WMU	Primary Quota	Primary Minimum Points Required	Second Chance Tags Available	Second Chance Minimum Points Required
1A	29	0*	28	0*
1C	230	0*	191	0*
1D	53	0*	48	0*
2	178	0*	129	0*
3	219	1	101	1
4	134	2	67	1
5	75	4	35	4
6	1	6	0	N/A
7B	1	5	1	7
8	7	5	3	6
9A	6	7	3	8
9B	6	7	0	N/A
11A	18	3	6	5
11B	8	7	1	10
12A	17	6	11	6
12B	34	7	16	7
13	10	10	2	10
14	24	1	12	1
15A	88	5	36	4
15B	639	1	330	1
16A	190	0*	144	0*
16B	269	0*	200	0*
16C	192	0*	153	0*
17	106	0*	71	0*
18A	15	4	7	4
18B	32	1	16	1
19	145	2	76	2
21A	333	2	177	1
21B	129	6	59	5
22	24	8	8	8
23	54	6	23	6
24	47	8	17	8
25	49	0	24	0*
26	37	5	16	5

WMU	Primary Quota	Primary Minimum Points Required	Second Chance Tags Available	Second Chance Minimum Points Required
27	37	8	18	8
28	114	12	47	12
29	27	14	10	15
30	48	10	17	11
31	46	12	17	12
32	30	8	17	8
33	11	7	5	6
34	16	7	7	9
35	51	9	19	8
36	16	11	9	11
37	9	16	3	15
38	33	13	11	12
39	35	14	11	14
40	38	14	11	14
41	24	20	5	21
42	25	21	8	19
46	16	8	7	7
47	24	17	6	18
48	6	23	3	22
49	26	16	11	17
50	6	17	2	17
53	18	12	7	12
54	10	12	5	12
55A	3	17	2	15
55B	2	15	2	13
56	26	13	9	13
57	6	15	2	16
58	2	11	0	N/A
60	30	14	14	14
61	12	14	3	15
62	6	16	1	15
63	13	14	6	13
Total	4,165		2,306	

Moose — Last Year's Bull Bow Tag Allocation Results

WMU	Primary Quota	Primary Minimum Points Required	Second Chance Tags Available	Second Chance Minimum Points Required
2	36	1	19	0
3	18	4	2	5
4	28	5	10	5
5	10	7	1	7
8	2	7	2	7
9A	2	6	1	5
9B	3	7	1	6
11A	5	9	1	8
11B	5	7	0	N/A
12A	7	7	1	6
12B	9	9	4	8
13	2	11	0	N/A
14	13	5	5	5
15A	34	6	16	6
15B	51	6	22	5
18A	3	8	1	12
18B	2	13	1	9
19	71	6	34	5
21A	19	7	8	6
21B	29	9	13	8
22	6	10	2	9
23	28	9	13	7
24	26	9	13	8
27	5	10	3	9
28	24	12	5	12
29	17	15	6	14
30	14	11	5	8
31	9	14	4	12

WMU	Primary Quota	Primary Minimum Points Required	Second Chance Tags Available	Second Chance Minimum Points Required
32	6	10	2	9
33	2	9	0	N/A
35	12	11	4	10
36	4	8	1	8
37	3	12	1	11
38	14	11	7	10
39	11	15	3	12
40	7	15	1	14
41	11	18	5	18
42	7	14	4	14
46	5	8	3	6
47	7	16	2	15
48	25	16	6	16
49	8	12	3	11
50	2	14	0	N/A
53	4	13	2	9
54	4	10	1	9
55A	2	13	1	16
55B	2	12	1	11
56	7	9	3	10
57	8	12	2	13
58	4	12	1	13
60	10	11	6	10
61	3	14	1	12
62	3	9	1	9
63	3	13	1	11
65	33	5	15	4
Total	685		270	

Moose — Last Year's Cow/Calf Bow Tag Allocation Results

WMU	Primary Quota	Primary Minimum Points Required	Second Chance Tags Available	Second Chance Minimum Points Required
2	28	0*	28	0*
3	37	0*	29	0*
4	59	0*	58	0*
5	28	0*	21	0*
8	5	0*	0	N/A
9A	4	1	2	0*
9B	8	0*	7	0*
11A	21	0*	19	0*
11B	7	0*	5	1
12A	15	0*	11	0*
12B	19	0*	11	0*
13	5	1	2	1
14	19	0*	14	0*
15A	57	0*	46	0*
15B	85	0*	66	0*
18A	4	2	4	1
18B	4	3	2	7
19	68	0*	51	0*
21A	35	0*	18	0*
21B	36	1	23	1
22	10	2	6	0*
23	24	2	17	2
24	21	2	12	2
27	9	3	6	3
28	42	2	19	1
29	85	1	44	1
30	9	1	5	3
31	16	2	11	0*

WMU	Primary Quota	Primary Minimum Points Required	Second Chance Tags Available	Second Chance Minimum Points Required
32	9	0*	6	0*
33	3	0*	3	0*
35	13	1	7	0
36	3	1	3	2
37	2	6	2	1
38	18	3	12	0*
39	12	3	4	5
40	6	1	4	3
41	13	7	6	6
42	6	7	2	10
46	5	1	2	4
47	9	6	4	6
48	32	8	15	7
49	11	7	7	6
50	2	10	1	10
53	5	5	3	7
54	3	5	2	6
55A	4	8	2	6
55B	4	9	2	4
56	9	4	6	4
57	9	7	5	7
58	5	3	2	6
60	9	5	2	11
61	3	6	1	6
62	2	6	1	0
63	3	6	0	N/A
65	65	1	29	1
Total	1,025		670	

Moose — Last Year's Calf Tag Allocation Results

WMU	Primary Quota	Primary Minimum Points Required	Second Chance Tags Available	Second Chance Minimum Points Required
1A	30	0*	27	0*
1C	192	0*	192	0*
1D	33	0*	33	0*
2	115	0*	115	0*
3	184	0*	169	0*
4	193	0*	177	0*
5	119	0*	85	0*
6	2	0*	0	N/A
7A	1	0	0	N/A
7B	3	3	0	N/A
8	18	0*	14	0*
9A	14	0	10	0*
9B	13	0*	6	1
11A	62	0*	46	0*
11B	24	0*	15	0*
12A	53	0*	36	0*
12B	93	0	51	0*
13	22	2	15	2
14	48	0*	45	0*
15A	187	0*	139	0*
15B	579	0*	511	0*
16A	158	0*	158	0*
16B	201	0*	199	0*
16C	120	0*	118	0*
17	53	0*	49	0*
18A	9	0	5	0*
18B	14	0*	11	0*
19	154	0*	127	0*
21A	174	0*	126	0*
21B	178	0*	112	0*
22	70	0*	48	0*
23	144	0*	108	0*
24	133	0*	89	0*
25	33	0*	24	0*
26	44	0*	33	0*

WMU	Primary Quota	Primary Minimum Points Required	Second Chance Tags Available	Second Chance Minimum Points Required
27	83	0	44	1
28	447	0	232	0*
29	111	1	68	1
30	168	0*	119	0*
31	170	1	87	0*
32	110	0*	68	0*
33	22	1	14	0*
34	38	0*	25	0*
35	164	0*	97	0*
36	73	1	43	0*
37	37	2	15	2
38	183	0*	125	0*
39	152	1	90	0*
40	93	2	58	0
41	186	3	120	2
42	93	7	58	4
46	38	2	30	0
47	112	7	69	4
48	38	7	26	6
49	162	6	111	4
50	27	11	10	11
53	51	5	31	6
54	52	6	40	5
55A	7	9	4	7
55B	5	7	3	8
56	128	5	99	3
57	29	5	18	4
58	9	6	6	3
59	3	6	2	2
60	161	4	113	1
61	49	7	34	5
62	18	4	9	2
63	51	5	33	4
65	13	0	4	1
Total	6,553		4,798	

Moose — Tag Allocation Process Hunt Codes

WMU	Bull Gun	Cow/ calf Gun	Calf All Seasons	Bull Bow	Cow/ calf Bow
1A	400	401	402	N/A	N/A
1C	403	404	405	N/A	N/A
1D	406	407	408	N/A	N/A
2	409	410	411	412	413
3	414	415	416	417	418
4	419	420	421	422	423
5	424	425	426	427	428
6	429	430	431	432	433
7A^	N/A	N/A	434	435	436
7B	437	438	439	440	441
8	442	443	444	445	446
9A	447	448	449	450	451
9B	452	453	454	455	456
11A	457	458	459	460	461
11B	462	463	464	465	466
12A	467	468	469	470	471
12B	472	473	474	475	476
13	477	478	479	480	481
14	482	483	484	485	486
15A	487	488	489	490	491
15B	492	493	494	495	496
16A	497	498	499	N/A	N/A
16B	500	501	502	N/A	N/A
16C	503	504	505	N/A	N/A
17	506	507	508	N/A	N/A
18A	509	510	511	512	513
18B^	514	515	516	517	518
19	519	520	521	522	523
21A	524	525	526	527	528
21B	529	530	531	532	533
22	534	535	536	537	538
23	539	540	541	542	543
24	544	545	546	547	548
25	549	550	551	N/A	N/A
26	552	553	554	N/A	N/A

WMU	Bull Gun	Cow/ calf Gun	Calf All Seasons	Bull Bow	Cow/ calf Bow
27	555	556	557	558	559
28	560	561	562	563	564
29	565	566	567	568	569
30	570	571	572	573	574
31	575	576	577	578	579
32	580	581	582	583	584
33	585	586	587	588	589
34	590	591	592	N/A	N/A
35	593	594	595	596	597
36	598	599	600	601	602
37	603	604	605	606	607
38	608	609	610	611	612
39	613	614	615	616	617
40	618	619	620	621	622
41	623	624	625	626	627
42	628	629	630	631	632
46	633	634	635	636	637
47	638	639	640	641	642
48	643	644	645	646	647
49	648	649	650	651	652
50	653	654	655	656	657
53	658	659	660	661	662
54	663	664	665	666	667
55A	668	669	670	671	672
55B	673	674	675	676	677
56	678	679	680	681	682
57	683	684	685	686	687
58	688	689	690	691	692
59	693	694	695	696	697
60	698	699	700	701	702
61	703	704	705	706	707
62	708	709	710	711	712
63	713	714	715	716	717
65	N/A	N/A	718	719	720

^ for these WMUs, “bow tags” are for the bows and muzzle-loading guns only season.

“N/A” indicates the WMU does not have the applicable season.

Note: Not all hunt codes listed may have a quota. Check quotas online at ontario.ca/MooseQuotas or by calling 1-800-288-1155.



Elk Season

Wildlife Management Unit	Resident – Open Season
57, 58, 60-62, 63A	September 16 – September 29

Note: There is no open season for non-residents. Elk tags are valid for Harvest Areas, which are areas smaller than Wildlife Management Units. Hunt codes for Harvest Areas are provided in this section (p.76).

Elk Hunting Requirements

Anyone wishing to hunt elk in Ontario must have the following:

- Outdoors Card
- Elk Licence listed on your licence summary
- Elk Tag (for appropriate season, harvest area and type of elk) or be party hunting with a person who has a valid elk tag in accordance with the modified party hunting rules for elk
- proof of firearm accreditation if you are hunting with a gun

For a chance to hunt elk, a resident hunter must apply to the draw for a tag and pay the draw application fee. No refund of application fees is granted to an applicant who is unsuccessful in the draw.

Elk Hunting Regulations

Tagging and Transporting

Go to the Tags section (p.19) for details on tagging and transporting. Additional information on shipping and exporting can be found in the General Regulations section (p.37).

Mandatory Hunter Reporting

Go to the Mandatory Hunter Reporting section (p.22) for details on timelines and how to submit your report.



A message from Ontario's conservation officers

It is an offence to shoot an animal you are not authorized to hunt. Use binoculars to make sure of your target and confirm the area behind the game is safe.

Call 1-877-847-7667 to report.

Ontario 

Firearms

Big game, including elk, may only be hunted with a firearm (this includes bows). When hunting elk, you may only use or carry a firearm of the type permitted for hunting elk at that time in that WMU. Specifications on the firearms, ammunition, arrows and broadheads that are permitted when hunting elk are found in the General Regulations section (begins on p.28).

Modified Party Hunting for Elk

Party hunting rules are listed in the General Regulations section (p.32). Additional party hunting rules apply for elk, which include:

- a person may only party hunt with the holder of an elk tag if they are part of the tag holder's hunting group, with the validation number listed on their licence. Hunters wishing to party hunt for elk must apply to the elk draw as a group and list all members on the same application

- party hunting for elk is limited to a maximum of four hunters (including the tag holder, but not including apprentice hunters)
- multiple parties may not hunt cooperatively

Dogs

Dogs may not be used to hunt elk. Dogs may be used to track an elk that has been wounded during a lawful hunt. Go to the General Regulations section (p.33) for details.

Elk Hunting on Private Property

If you wish to hunt elk on private land, you must carry your valid elk licence and the written consent of the landowner on the form provided by the MNRF. Forms are available for download online at ontario.ca/HuntElk.



Are you hunting big game?

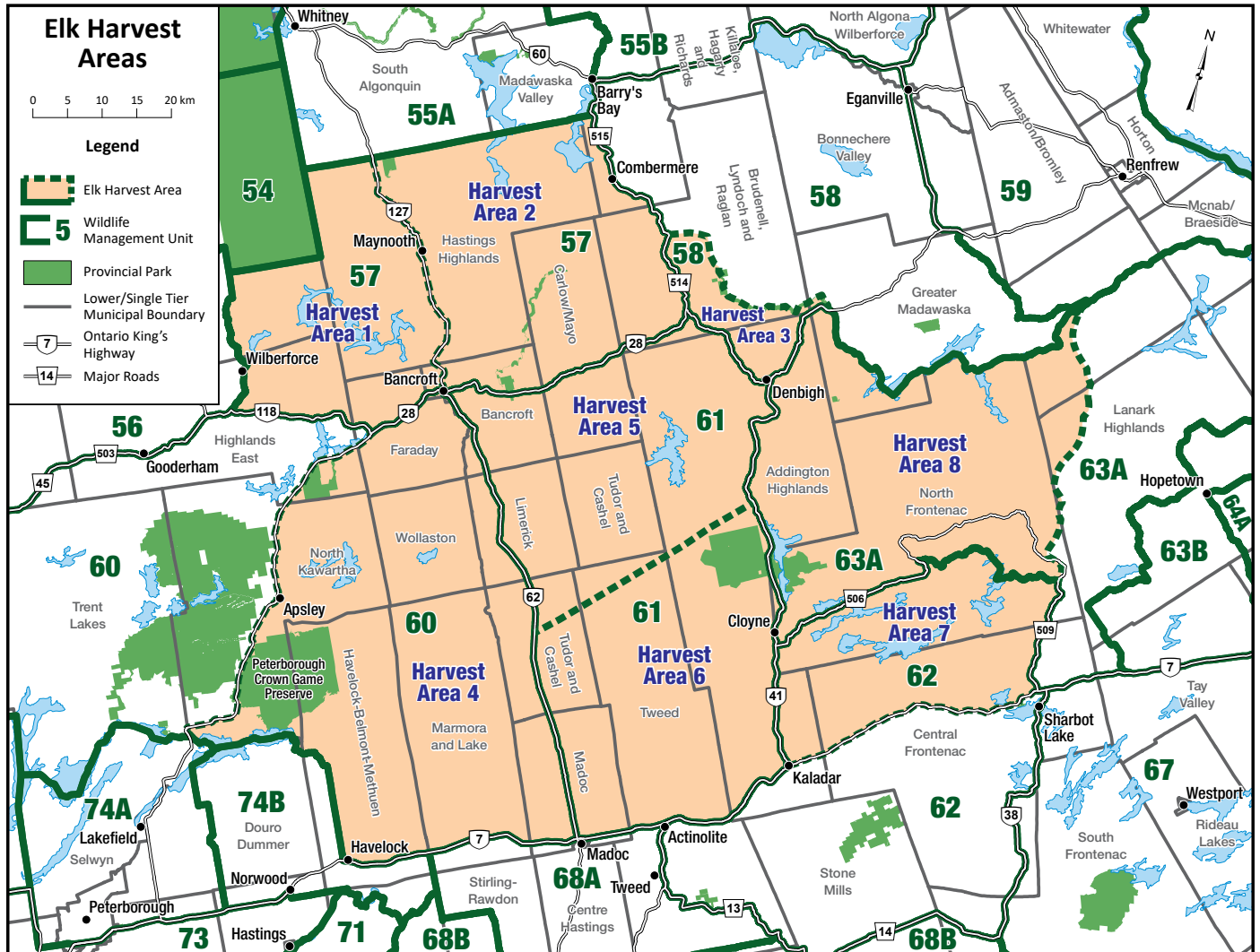
Make sure you carry:

- ✓ Outdoors Card
- ✓ Licence Summary listing the licence for the species you are hunting (printed or PDF saved to your charged mobile device)
- ✓ your tag for the species you are hunting (printed), or be party hunting with a person who has a printed tag
- ✓ proof of firearms accreditation if you are hunting with a gun

ontario.ca/hunting



Ontario 



Harvest Areas, Hunt Codes and Tag Quotas for Elk Draw

For the purposes of harvest management, elk tags are valid for areas smaller than a WMU, referred to as Harvest Areas. For a chance to hunt elk, you must apply to the elk draw for a tag and pay the draw application fee. Applicants cannot select a bull or cow tag type; these will be randomly assigned. For further instructions on how to apply to the elk draw, go to the How to Apply to Hunt Big Game section (p.38).

Note: Hunters who are successful in the elk draw and are issued an elk tag are not eligible to receive another elk tag in their name for five years, but may continue to be listed as a member of a group and party hunt for elk during this time.

Harvest Area 1: The part of WMU 57 west of a line formed by highway 62 south of Maynooth and highway 127 north of Maynooth.

- Hunt Code: 100
- Bull Tag Quota: 0
- Cow Tag Quota: 0

Harvest Area 2: The part of WMU 57 east of a line formed by highway 62 south of Maynooth and highway 127 north of Maynooth.

- Hunt Code: 101
- Bull Tag Quota: 2
- Cow Tag Quota: 2

Harvest Area 3: The part of WMU 58 south and west of the Madawaska River.

- Hunt Code: 110
- Bull Tag Quota: 0
- Cow Tag Quota: 0

Harvest Area 4: The part of WMU 60 east of highway 28.

- Hunt Code: 120
- Bull Tag Quota: 0
- Cow Tag Quota: 0

Harvest Area 5: The part of WMU 61 north of the northern edge of the Hydro One transmission line running through Tudor, Grimsthorpe and Effingham Townships.

- Hunt Code: 130
- Bull Tag Quota: 2
- Cow Tag Quota: 2

Harvest Area 6: The part of WMU 61 south of the northern edge of the Hydro One transmission line running through Tudor, Grimsthorpe and Effingham Townships.

- Hunt Code: 131
- Bull Tag Quota: 2
- Cow Tag Quota: 2

Harvest Area 7: The part of WMU 62 north of highway 7.

- Hunt Code: 140
- Bull Tag Quota: 0
- Cow Tag Quota: 0

Harvest Area 8: The part of WMU 63A west of the former K&P Railway line.

- Hunt Code: 150
- Bull Tag Quota: 0
- Cow Tag Quota: 0

Last Year's Elk Draw Summary

General Draw Statistics

- 12 total tags available
- 2,111 total applicants entered in the draw

First Choice Applications by Area

- Area 2, WMU 57: 678
- Area 5, WMU 61: 798
- Area 6, WMU 61: 635

Elk Tag Transfers

A transfer of an elk tag can only occur within a group of hunters that applied to the draw as a group. Groups are permitted one automatic transfer each year. You can complete automatic tag transfers yourself by accessing your account in the Fish and Wildlife Licensing Service from August 1 to 19 or by visiting a participating ServiceOntario. Beginning August 20, tag transfers can only be completed at a participating ServiceOntario with an application, and the return of the original elk tag if it has been printed from the Fish and Wildlife Licensing Service. After the season opens, the transfer of an elk tag will only be considered under specific circumstances, approved by MNRF.

Black Bear



Black Bear Seasons

Wildlife Management Unit	Resident and Non-Resident - Open Season
1A, 1C, 1D, 2-6, 7A^, 7B, 8-10, 11A, 11B, 12-19, 21-50, 53-64, 66-69, 71-76	May 1 to June 15
82A*, 83, 84*	May 1 to May 7
1A, 1C, 1D, 2-6, 7A^, 7B, 8-10, 11A, 11B, 12-19, 21-45	August 15 to October 31
46, 47, 49, 50, 53, 64, 66, 67, 69, 71-76	September 3 to November 30
48, 54-63, 68	September 1 to November 30

^ only bows and muzzle-loading guns are permitted in WMU 7A.

* indicates bear hunting is only permitted in the geographic townships of Keppel and Sarawak in WMU 82A, the geographic township of Amabel in WMU 84.

Note: The shooting of cubs or female bears accompanied by a cub is not permitted during the spring season.

Black Bear Hunting Requirements

Anyone wishing to hunt black bear must have the following:

- Outdoors Card
- Black Bear Licence listed on your Licence Summary
- Black Bear Tag or be party hunting with a person who has a valid bear tag
- proof of firearm accreditation if you are hunting with a gun

In addition, non-residents are also required to have a black bear hunting validation certificate.

Note: A licensed trapper is permitted to hunt black bear under the authority of the Trapping Licence.

Black Bear Hunting Regulations

Tagging and Transporting

Go to the Tags section (p.19) for details on tagging and transporting. Black Bear licences and tags are valid for both the spring or fall season.

Mandatory Hunter Reporting

Go to the Mandatory Hunter Reporting section (p.22) for details on timelines and how to submit your report. Resident hunters should note that the reporting requirements have changed.

Firearms

Big game, including black bears, may only be hunted with a firearm (includes bows). If you are hunting deer or moose at the same time that you are hunting black bear, you must only use or carry (on your person, in a vehicle or boat) a firearm of the type permitted for deer or moose, as the case may be, at that time in that WMU. Specifications on the firearms, ammunition, arrows and broadheads that are permitted when hunting black bear are found in the General Regulations section (begins on p.28).

Party Hunting for Black Bears

Party hunting is permitted during the bear season under a set of specific conditions. The list of conditions are listed in the General Regulations section (p.32).

Bait Placement

During the spring and fall black bear seasons, bait may not be placed for the purpose of bear hunting within:

- 500 metres of a dwelling, unless written permission is obtained from the owner of the dwelling
- 500 metres of a public building
- 30 metres of a right of way for public vehicular traffic or a sign posted/marked recreational trail that is established and maintained by an organization for the general public

Other Regulations

It is illegal to:

- possess a bear gallbladder that has been separated from the carcass
- let spoil or to abandon the flesh of any harvested game wildlife, including black bear, that is suitable for food
- hunt black bears within 400 metres of a waste disposal site, regardless of whether the land is Crown or private
- shoot or interfere with black bears in their dens, or damage or destroy their dens

Note: anyone wanting to provide black bear hunting services (e.g. guiding or baiting) to resident hunters in a Bear Management Area (BMA) must possess a licence to provide black bear hunting services that allows them to provide services within that BMA.

Export and Shipping

Go to the General Regulations section (p.37) for information on import, export and shipping.

In some instances, both a Convention on International Trade in Endangered Species of Wild Fauna and Flora (CITES) and a provincial export permit are required. A resident or non-resident black bear hunter wishing to export a black bear out of Canada must contact Environment and Climate Change Canada (p.94) to arrange to obtain a Canadian CITES export permit. It is recommended to apply well in advance of the trip and apply for permits for all CITES listed species that you may harvest. Please allow up to 21 days to obtain a permit.

A Canadian CITES export permit is required for taxidermy mounts, black bear organs and other parts (e.g., baculum). **Note:** It is illegal to be in possession of a black bear gallbladder.

A CITES permit is not required for U.S. or Canadian resident black bear hunters transporting their black bear hunting trophy consisting of the hide, hide with paws and claws attached, skull and/or meat in a fresh, frozen or salted condition back to the U.S. or through the U.S. en route to another part of Canada at the conclusion of their hunt. The hunter must be accompanying the black bear in these cases.

In some countries and provinces, importation of black bears is regulated; requirements for importation should be determined by the exporter prior to shipment.

Second Black Bear Tags

WMU-specific black bear second tags may be available to resident bear hunters in WMUs where population levels permit. The second tag allows you to harvest a second black bear in the WMU specified on the tag. A second tag purchased in the spring can be used in either the spring or fall season. A black bear licence is required before a second tag can be purchased. A second tag can be used before the tag received with the licence is filled. These tags are available through the Fish and Wildlife Licensing Service. Second tags are available April 15, visit ontario.ca/HuntingUpdates or a participating ServiceOntario at that time for information on WMUs where second tags are available.

Non-Resident Hunting Regulations

All non-residents are required to hunt through an operator licensed to provide black bear hunting services (e.g., guiding and baiting services). To hunt a black bear in Ontario non-residents must have an Outdoors Card, a non-resident black bear licence, a bear tag and a black bear hunting validation certificate. The non-resident black bear licence is valid in both the spring and fall seasons.

A black bear hunting validation certificate must be obtained from the licensed bear operator who has been contracted to provide black bear hunting services to the non-resident client.

A non-resident hunter must hunt only in the areas designated on the black bear hunting validation certificate issued by the operator. These areas can include Crown or private land located within a BMA and private land located within a WMU listed on the operator's licence. The operator's licence does not permit the operator to provide bear hunting services on private land located within a BMA licensed to another operator. The operator must have the landowner's permission in order to provide black bear hunting services to clients on private land.

Black Bear Population Surveys

Barbed Wire Hair Trap (BWHT) Survey stations may be established in several WMUs and monitored weekly from mid-May to the end of June. If you encounter a survey station, for your safety and the integrity of the data, please do not disturb the station.

Voluntary Black Bear Tooth Submission

All successful black bear hunters are encouraged to submit two premolar teeth from each black bear harvested to assist in determining the age structure of local bear populations. Along with the submitted teeth, please provide the following information:

1. sex of harvested bear,
2. WMU within which the bear was harvested.

If you would like to receive an Ontario Bear Hunter Crest and the age of the bear harvested as a thank you, please include your Outdoors Card number, in addition to the items listed above.

Resident black bear hunters can submit teeth and the information listed above in the mail to:

- Big Game Harvest Assessment Program
Natural Resources Information Section
Ministry of Natural Resources and Forestry
1350 High Falls Road
Bracebridge, ON, P1L 0L1

Non-residents can submit teeth to their operator who will submit the teeth to the MNRF on your behalf.

Information derived from hunters' reports and hunter-submitted teeth contributes to assessments of the sustainability of black bear harvests and helps our scientists to address various questions about black bear ecology and management. Specifically, we use the hunter-reported sex and age estimated from the teeth to calculate the percentages of females, and of adult females, in the harvest. This information is used to help us better manage Ontario's black bear population.

Personal information is collected under the authority of the *Fish and Wildlife Conservation Act, 1997*, and will be used to fulfill your request for an Ontario Bear Hunter Crest. The crest will be mailed to the existing address on file (collected when the bear licence was purchased). Questions about the collection and use of this personal information

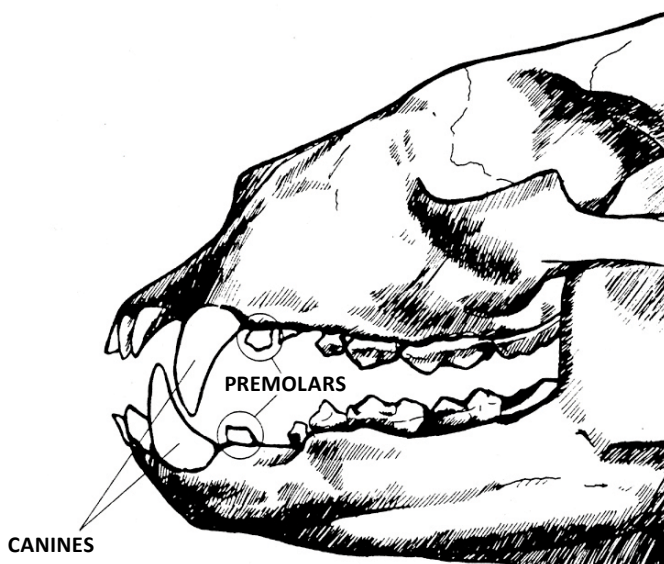
should be directed to: Licensing and Client Services Section, *Fish and Wildlife Services Branch, Ontario Ministry of Natural Resources and Forestry, 300 Water Street, Peterborough, Ontario, K9J 8M5*, at 1-800-387-7011.

How to Extract Teeth

The first premolar is a small, single-rooted peg-like tooth located just behind the canines. Premolar teeth are most easily extracted shortly after the animal has been killed while the jaw is still pliable. Care should be taken when extracting the tooth to ensure that the root is not broken. To remove the tooth, push the blade of a knife down along all sides of the tooth between it and the gum. Gently loosen the tooth by rocking it back and forth using the canine for leverage, then carefully remove the tooth using pliers. Avoid cleaning teeth by scraping or boiling as it limits the ability to obtain the necessary data.

Aging Premolars

To age a tooth, a thin section is taken from the root of each tooth. The section is then stained to make it easy to see the rings of the tooth. Just like rings in a tree, the rings visible on the root of the tooth can be counted to indicate the age of the bear.



Wild Turkey



Spring Wild Turkey Season – Shotgun or Bow

Wildlife Management Unit	Resident and Non-Resident - Open Season	Bag Limit
36, 42, 45, 46-50, 53-65, 66A, 67-82, 83A, 84-95	April 25 to May 31	One bearded turkey, per tag

Note: A hunter may purchase a maximum of two spring wild turkey tags (only valid for bearded turkey). Two bearded wild turkeys may not be taken on the same day. Turkey hunting during the spring season is restricted to 1/2 hour before sunrise to 7:00 p.m.

Fall Wild Turkey Season – Shotgun or Bow

Wildlife Management Unit	Resident and Non-Resident - Open Season	Bag Limit
59, 60, 63, 64, 65, 66A, 67-70, 72-78, 80-82, 84-87, 89-94	October 15 to October 27	One wild turkey

Fall Wild Turkey Season – Bow

Wildlife Management Unit	Resident and Non-Resident - Open Season	Bag Limit
59, 60, 63, 64, 65, 66A, 67-70, 72-78, 80-82, 84-87, 89-94	October 1 to October 31	One wild turkey

Note: A hunter may only purchase one fall wild turkey tag (valid for either a male or female) and may only harvest one turkey during the fall seasons.

Wild Turkey

Turkey Hunting Requirements

Anyone wishing to hunt wild turkeys must have the following:

- Outdoors Card
- Small Game Licence listed on your Licence Summary or on the back of your Outdoors Card
- Wild Turkey Tag (for the appropriate spring/fall season)
- proof of firearm accreditation if you are hunting with a gun

Wild Turkey Hunting Regulations

Tagging and Transporting

Up to two spring tags may be purchased per hunter. Two birds may not be taken on the same day. Only one fall tag is permitted per hunter.

Go to the Tags section (p.19) for details on tagging and transporting. Information on shipping and exporting can be found in the General Regulations section (p.37).

Mandatory Hunter Reporting

Go to the Mandatory Hunter Reporting section (p.22) for details on timelines and how to submit your report.

Firearms

Wild Turkey may be hunted using shotguns (including muzzle-loading shotguns) or bows. Specifications on the firearms, ammunition, arrows and broadheads that are permitted when hunting wild turkey are found in the General Regulations section (begins on p.28).

Other Regulations

Party hunting is not permitted for wild turkey. You are permitted to call wild turkeys for another hunter after filling your own tag(s), but you must not be in possession of a firearm when doing so. It is illegal to use live decoys or electronic calls while wild turkey hunting in Ontario.

It is illegal to hunt wild turkey within 400 metres (437 yards) of any place where bait has been deposited unless the place has been free of bait for at least seven days. Bait means corn, wheat, oats, other grain, pulse, any other feed that may attract wild turkey or any imitation of such feed. Standing crops, crops stacked in accordance with normal farming practices and grain scattered as a result of normal farming operations are not considered bait.

Key Safety Reminders for Wild Turkey Hunting:

- avoid wearing red, white or blue colours
- make sure any decoy or harvested turkey is fully concealed
- when choosing a spot to hunt, select a solid background that is wider than your shoulders and taller than the top of your head
- it is not safe to stalk a wild turkey – it might be another hunter calling or you might be mistaken for a wild turkey yourself
- using a gobble call can be unsafe as other hunters may mistake you for a wild turkey
- alert other hunters by yelling out in a loud, clear voice. **Do not** wave or make turkey sounds
- be sure of your target and beyond

Wolf and Coyote



Wolf and Coyote Seasons

Wildlife Management Unit	Resident and Non-Resident - Open Season	Tag Requirement
1A, 1C, 1D, 2-10, 11A, 11B, 12-41, 42*, 46, 47, 48*, 49, 50*, 53A*, 53B, 54*, 55*, 56*, 57*, 58*	September 15 to March 31	2024 Wolf/Coyote Tag (September 15 to December 31) 2025 Wolf/Coyote Tag (January 1 to March 31)
43-45, 59, 60*, 61-74, 75*, 76-95	All year	None

* indicates there are geographic townships where the wolf/coyote season is closed, which include: Airy, Alice, Allen, Anson, Anstruther, Attlee, Ballantyne, Bevin, Boulter, Boyd, Bruton, Burleigh, Burns, Burwash, Butt, Caen, Calvin, Cameron, Cardiff, Carlyle, Cavendish, Chandos, Chisholm, Clancy, Clara, Clyde, Cox, Curtin, Dalton, Dickens, Dieppe, Digby, Dudley, Eden, Eyre, Finlayson, Foster, Franklin, Fraser, Goschen, Hagarty, Halifax, Hansen, Harburn, Harcourt, Harvey, Havelock, Head, Herschel, Humboldt, Killarney, Kilpatrick, Lauder, Laura, Livingstone, Longford, Lutterworth, Maria, McClintock, McClure, McCraney, McKay, Minden, Monmouth, Murchison, Papineau, Paxton, Petawawa, Richards, Rolph, Roosevelt, Ryde, Sabine, Sale, Secord, Servos, Sinclair, Struthers, Tilton, Truman, Waldie and Wylie.

Wolf and Coyote Hunting Requirements

Anyone wishing to hunt wolf or coyote must have the following:

- Outdoors Card
- Small Game Licence listed on your Licence Summary or on the back of your Outdoors Card
- Wolf/Coyote Tag (in WMUs where a tag is required) valid for the current calendar year
- proof of firearm accreditation if you are hunting with a gun

Wolf and Coyote Hunting Regulations

Residents and non-residents may purchase a maximum of two wolf/coyote tags per calendar year. The tags may be purchased separately or at the same time.

It is illegal to hunt or trap wolf or coyote in the areas within and surrounding Algonquin Provincial Park, Killarney Provincial Park, Queen Elizabeth II Wildlands Provincial Park and Kawartha Highlands Provincial Park to help protect Algonquin wolf (formerly Eastern wolf).

Go to the wolf and coyote season table (p.84) for more details on these specific closures.

Wolf and Coyote

Generally, wolves and coyotes cannot be hunted in provincial parks or Crown Game Preserves.

Wolves and coyotes are considered furbearing mammals. It is illegal to abandon or otherwise allow the pelt of a furbearing mammal to spoil or be destroyed.

Tagging and Transporting

Go to the Tags section (p.19) for details on tagging and transporting.

The tag must remain attached to a wolf or coyote until the pelt has been skinned off the carcass and is being frozen or has been sent for tanning.

Mandatory Hunter Reporting

Go to the Mandatory Hunter Reporting section (p.22) for details on timelines and how to submit your report.

Firearms

There are no special firearm restrictions, other than a maximum calibre restriction, when hunting only for wolf or coyote. You cannot carry or use a rifle of greater calibre than a .275-calibre rifle, except a muzzle-loading gun, in the geographic areas of Brant, Chatham-Kent, Durham, Elgin, Essex, Haldimand, Halton, Hamilton, Huron, Lambton, Middlesex, Niagara, Norfolk, Northumberland, Oxford, Peel, Perth, Toronto, Waterloo, Wellington or York. A person hunting for wolf or coyote while hunting for another species must also ensure they are not in possession of a firearm prohibited for hunting the other species. For example, go to the Small Game and Furbearing Mammals section (p.91). For additional details on firearms, go to the General Regulations section (begins on p.28).

Party Hunting

Party hunting for wolves and coyotes is not permitted in areas where a tag is required.

Go to the General Regulations section (p.32) for a definition of party hunting. However, you may hunt co-operatively, meaning all hunters participating must have a valid tag and the hunter who harvests the animal must personally invalidate their tag in accordance with the tagging instructions.

Once you have used your tag, you may not continue to participate in the hunt, unless you possess a second tag. Once you have used both of your tags, you cannot hunt wolf/coyote until the following calendar year. It is illegal to use a wolf/coyote tag to tag a wolf or coyote taken by another hunter.

In areas where a tag is not required and there are no harvest limits, you may hunt co-operatively in a group without restrictions on the number of animals harvested or who can take them.

Royalty, Export, Shipping and Import

Go to the General Regulations section (p.37) for information on import, export and shipping. A royalty is payable to the province at the time that a person obtains an Export Licence for Furbearing Mammals or Their Pelts.

For information on possession of pelts during the closed season, go to the Small Game and Furbearing Mammals section (p.93).

A Convention on the International Trade of Endangered Species (CITES) export permit is also required to export all wolves from Canada. Contact Environment and Climate Change Canada (p.94) to arrange to obtain a Canadian CITES export permit. It is recommended to apply well in advance of the trip and apply for permits for all CITES listed species that you may harvest. Please allow up to 21 days to obtain a permit.

In some countries and provinces, importation of wolves is regulated; requirements for importation should be determined by the exporter prior to shipment.

Small Game and Furbearing Mammals



Ruffed Grouse and Spruce Grouse Seasons

Wildlife Management Unit	Resident and Non-Resident - Open Season	Limits
1-4, 16-18, 24-27	September 15 to March 31	Combined daily limit of 5 and possession limit of 15
5-15, 19-23, 28-50, 53-67, 69B	September 15 to December 31	Combined daily limit of 5 and possession limit of 15

Ruffed Grouse Seasons (no season for Spruce Grouse in these units)

Wildlife Management Unit	Resident and Non-Resident - Open Season	Limits
68, 73-76, 82-84	September 25 to December 31	Daily limit of 5 and possession limit of 15
69A, 70-72, 77-81, 85-95	September 25 to December 31	Daily limit of 2 and possession limit of 6

Sharp-tailed Grouse Seasons

Wildlife Management Unit	Resident and Non-Resident - Open Season	Limits
1-4, 16-18, 24-27	September 15 to March 31	Daily limit of 5 and possession limit of 15
5-15, 19-23, 28-35, 38-41	September 15 to December 31	Daily limit of 5 and possession limit of 15
36, 37, 42-50, 53-67, 69B	September 15 to December 31	Daily limit of 2 and possession limit of 6

Small Game and Furbearing Mammals

Ptarmigan Seasons

Wildlife Management Unit	Resident and Non-Resident - Open Season	Limits
1-4, 16-18, 24-27	September 15 to March 31	Daily limit of 5 and possession limit of 15

Ring-necked Pheasant Seasons

Wildlife Management Unit	Resident and Non-Resident - Open Season	Limits
1-4, 16-18, 24-27	September 15 to March 31	Daily limit of 10 and possession limit of 10
5-15, 19-23, 28-50, 53-67, 69B	September 15 to December 31	Daily limit of 10 and possession limit of 10
68, 69A, 70-94	September 25 to December 31	Daily limit of 3 and possession limit of 10
95	September 25 to the last day of February	Daily limit of 10 and possession limit of 10

Gray (Hungarian) Partridge Seasons

Wildlife Management Unit	Resident and Non-Resident - Open Season	Limits
36, 37, 42-50, 53-67, 69B	September 15 to December 31	Daily limit of 5 and possession limit of 15
68, 69A, 70-95	September 25 to December 31	Daily limit of 5 and possession limit of 15

Double-crested Cormorant Season

Wildlife Management Unit	Resident and Non-resident -Open Season	Limits
1-50, 53-95	September 15 to December 31	Daily limit of 15 and no possession limit

Attention waterfowl hunters.

Help protect the areas waterfowl depend on by not using Phragmites as a blind material.

Phragmites is a restricted invasive species in Ontario. It is illegal to:

- deposit, release, buy or sell it in Ontario
- bring into, possess or transport within a provincial park or conservation reserve
- launch a watercraft into any body of water in Ontario with aquatic plants (including Phragmites), animals or algae present or attached

Help stop the spread of Phragmites in Ontario. [Learn more at ontario.ca/InvasiveSpecies](https://ontario.ca/InvasiveSpecies)

Ontario 

Phragmites plants



Small Game and Furbearing Mammals



Cottontail and European Hare Seasons

Wildlife Management Unit	Resident and Non-Resident - Open Season	Limits
36, 37, 42-50, 53-67, 69B	September 15 to March 31	Daily limits of 5 and possession limits of 15
68, 69A, 70-95	September 25 to the last day of February	Daily limits of 5 and possession limits of 15

Snowshoe (Varying) Hare Seasons

Wildlife Management Unit	Resident and Non-Resident - Open Season	Limits
1-50, 53-67, 69B	September 15 to March 31	Daily limit of 5 and possession limit of 15
68, 69A, 70-95	September 25 to the last day of February	Daily limit of 2 and possession limit of 6

Gray (Black) and Fox Squirrel Seasons

Wildlife Management Unit	Resident and Non-Resident - Open Season	Limits
5-15, 19-23, 28-50, 53-67, 69B	September 15 to December 31	Combined daily limit of 5 and possession limit of 15
68, 69A, 70-95	September 25 to December 31	Combined daily limit of 5 and possession limit of 15

Arctic Fox Seasons

Wildlife Management Unit	Resident and Non-Resident - Open Season
1-4, 16-18, 24-27	October 25 to March 31

Small Game and Furbearing Mammals

Raccoon and Opossum Seasons

Wildlife Management Unit	Resident and Non-Resident - Open Season
1-50, 53-95	October 5 to January 31

Red Fox and Skunk Seasons

Wildlife Management Unit	Resident and Non-Resident - Open Season
1-35, 38-41	September 15 to the last day of February
36, 37, 42-50, 53-95	All year

Weasel Seasons

Wildlife Management Unit	Resident and Non-Resident - Open Season
1-50, 53-95	October 25 to the last day of February

Note: Arctic fox, raccoon, opossum, red fox, skunk, and weasel are considered furbearing mammals, which can be harvested under the authority of a Small Game Licence. Generally, furbearing mammals may not be hunted in provincial parks and Crown Game Preserves.

Don't let poachers ruin your hunt


Your hunt of a lifetime can be ruined by the illegal act of just one poacher! Every year hunters locate the rotting carcasses of unlawfully shot and abandoned moose – these are moose that are lost to honest hunters and to the tourist industry that relies on healthy moose populations.

Protect your moose hunt – it's your call.

If you have any information about illegally shot and wasted moose, deer, or bear or any other crime, call Crime Stoppers at

1-800-222-TIPS

All calls to Crime Stoppers remain anonymous and you could be eligible for a cash reward.



Small Game and Furbearing Mammals

Falconry Seasons and Limits

Falconry involves the use of trained raptors (birds of prey, such as red-tailed hawk) to hunt small game. All falconers must have a valid Small Game Licence. A falconry licence is required to possess falconry birds. There are other requirements both for falconry birds and for non-indigenous falconry birds (e.g. leg bands, reporting). For a complete list of all native falconry birds and non-indigenous falconry birds that can be used for falconry in Ontario, go to ontario.ca/falconry.

Falconry seasons are from September 1 to March 31 for residents and non-residents.

Species	Wildlife Management Unit	Limits
Ruffed Grouse and Spruce Grouse	1-50, 53-67, 69B	Combined daily limit of 3 and possession limit of 15
Ruffed Grouse	68, 73-76, 82-84	Daily limit of 3 and possession limit of 15
Ruffed Grouse	69A, 70-72, 77-81, 85-95	Daily limit of 2 and possession limit of 6
Sharp-tailed Grouse	1-35, 38-41	Daily limit of 3 and possession limit of 15
Sharp-tailed Grouse	36, 37, 42-50, 53-67, 69B	Daily limit of 2 and possession limit of 6
Ptarmigan	1-4, 16-18, 24-27	Daily limit of 3 and possession limit of 15
Ring-necked Pheasant	1-50, 53-95	Daily limit of 2 and possession limit of 10
Gray (Hungarian) Partridge	36, 37, 42-50, 53-95	Daily limit of 2 and possession limit of 15
Cottontail and European Hare	36, 37, 42-50, 53-95	Daily limit of 5 Cottontail and 3 European Hare. Possession limit of 15 of each species.
Snowshoe (Varying) Hare	1-50, 53-67, 69B	Daily limit of 3 and possession limit of 15
Snowshoe (Varying) Hare	68, 69A, 70-95	Daily limit of 2 and possession limit of 6
Gray (Black) and Fox Squirrel	5-15, 19-23, 28-50, 53-95	Combined daily limit of 5 and possession limit of 15

Bullfrog Seasons

Wildlife Management Unit	Resident and Non-Resident - Open Season	Daily and Possession Limit
1-50, 53-59, 72B, 76-95	July 15 to October 15	10

Small Game and Furbearing Mammals

Small Game and Furbearing Mammal Hunting Requirements

Anyone wishing to hunt small game or furbearing mammals must have the following:

- Outdoors Card
- Small Game Licence listed on your Licence Summary or on the back of your Outdoors Card
- proof of firearm accreditation if you are hunting with a gun

A tag is required for wild turkey, and for wolf/coyote in select Wildlife Management Units (WMU). Go to the Wild Turkey and Wolf/Coyote sections for more information.

A municipal licence may also be required for hunting ring-necked pheasant, cottontail (rabbit) and hare in some municipalities in southwestern Ontario. Municipal licences can be obtained from the relevant municipal office. Go to the WMU maps for more information on where a municipal licence is required.

A falconry licence is also required to hunt with raptors native to Ontario.

Additional licensing requirements apply to migratory game birds. Go to (p.92) and the Hunting Licence Information section (p.15) for more information.

Small Game and Furbearing Mammal Hunting Regulations

A Small Game Licence is not valid in Northern and some parts of Central Ontario from June 16 to August 31. Go to WMU maps (p.10) for more information.

Firearms

If you are hunting small game in an area where there is an open season for deer, moose, elk or black bear, you may not possess or use a centre-fire rifle or shells loaded with ball or with shot larger than No. 2 shot (except for steel shot not larger than triple BBB, or bismuth shot not larger than double BB), unless you have a valid licence to hunt big game (deer, moose, elk or black bear) during the relevant open season.

This restriction does not apply south of the French and Mattawa rivers during an open season for deer that is restricted to the use of bows, or to hunters with a valid Small Game Licence who are hunting wolf or coyote during an open season for deer, moose, elk or black bear.

A person hunting small game may not carry or use a rifle of greater calibre than a .275-calibre rifle, except a muzzle-loading gun, in the geographic areas of Brant, Chatham-Kent, Durham, Elgin, Essex, Haldimand, Halton, Hamilton, Huron, Lambton, Middlesex, Niagara, Norfolk, Northumberland, Oxford, Peel, Perth, Toronto, Waterloo, Wellington or York. **Note:** It is illegal to hunt ring-necked pheasants with a rifle.

Game Bird Hunting Preserves

You may hunt ring-necked pheasant, northern bobwhite, wild turkey, gray (Hungarian) partridge and chukar throughout the year on a licensed game bird hunting preserve. **Note:** There are prohibitions on northern bobwhite and wild turkey in some areas. You must arrange with the owner/operator of the licensed game bird hunting preserve as to when you can hunt.

You are required to have a valid Outdoors Card, hunter accreditation (e.g. Licence Summary noting your accreditation) and proof of firearm accreditation if you are hunting with a gun. You will be required to present this documentation to the owner/operator of a licensed game bird hunting preserve before hunting.

Migratory Game Birds

Migratory game bird seasons are the responsibility of the federal government. The *Migratory Birds Convention Act*, 1994 and associated Migratory Birds Regulations, 2022 govern the hunting of migratory game birds. In 2022, the Regulations were modernized with important changes, such as possession limits, labelling requirements and the use of crossbows. Also, please note that Waterfowler Heritage Days have been abolished and replaced with a Migratory Game Bird Hunting Permit (MGBHP) for youth. For more information on the changes to hunting migratory game birds, please consult the migratory game bird hunting web page at <https://www.canada.ca/en/environment-climate-change/services/migratory-game-bird-hunting.html>.

You must have a federal Migratory Game Bird Hunting Permit (MGBHP), Wildlife Habitat Conservation Stamp, and an Ontario Small Game Licence in order to hunt migratory game birds. This includes hunting with falconry birds (falconry licence required) or non-indigenous falconry birds. MGBHP and Wildlife Habitat Conservation Stamp are available for purchase at most post offices, or online at permis-permits.ec.gc.ca/en. Season dates and bag limits are announced mid-summer in the Migratory Birds Hunting Regulations Summary which can be found at canada.ca/en/environment-climate-change/services/migratory-game-bird-hunting/regulations-provincial-territorial-summaries/ontario.html.

It is illegal to hunt migratory birds within 400 m (437 yd.) of where bait has been deposited unless that place has been free of bait for at least seven days. It is also illegal to deposit bait in any place during the period beginning 14 days before the first day of the open season for that place and ending on the day immediately following the last day of the open season for that place for any hunted migratory game bird.

More information on migratory birds is available at the Canadian Wildlife Service website at [canada.ca/en/services/environment/wildlife-plants-](https://canada.ca/en/services/environment/wildlife-plants-species/migratory-birds.html)

[species/migratory-birds.html](https://canada.ca/en/services/environment/wildlife-plants-species/migratory-birds.html) or at the Canadian Wildlife Service Ontario regional office located at 4905 Dufferin Street, Toronto, Ontario, M3H 5T4, (tel): 1-800-668-6767, or email Enviroinfo@ec.gc.ca.

Double-crested Cormorants

Double-crested cormorants may be hunted during their fall hunting season (p.87) in accordance with general Small Game Licence requirements, similar to other game bird species, subject to additional rules and requirements.

Cormorants can only be hunted using shotguns, including muzzle-loading shotguns, not larger than 10 gauge with non-toxic ammunition. You cannot use a shotgun loaded with a shell containing a single projectile.

Hunters are permitted to hunt double-crested cormorants from a stationary motorboat. This means the motorboat must not be in motion and the power to the motor must be turned off.

Hunters must have adequate means of retrieving any double-crested cormorant that is shot and must immediately retrieve the bird and include it in their bag limit. Should hunters choose not to use the birds they harvest, they must be retrieved and disposed of by either:

- delivering it to an approved waste disposal site that permits the disposal of dead animals
- delivering it to a disposal facility, or using the services of a licensed collector, under the Disposal of Deadstock Regulation (Ontario Regulation 105/09) (ontario.ca/laws/regulation/090105) made under the Food Safety and Quality Act, 2001 (ontario.ca/laws/statute/01f20)
- burying it on private land owned by the hunter, or on private land occupied by the hunter with consent of the landowner

All other relevant federal, provincial and municipal laws/rules related to hunting apply (for example trespassing, municipal discharge of firearms by-laws, federal firearm licensing requirements, restrictions on hunting in provincial parks).

Small Game and Furbearing Mammals

Possession of Furbearing Mammal Pelts during the Closed Season

Small game hunters who harvest furbearing mammals during the open season (including wolf and coyote) and have not sold or otherwise disposed of the pelts by the close of the season must obtain a Licence to Possess a Pelt in order to possess pelts during the closed season.

Contact your local MNRF work centre to obtain a Licence to Possess a Pelt (available free of charge). It is illegal to abandon or otherwise allow the pelt of a furbearing mammal to spoil or be destroyed.

For more information on royalties and shipping of furbearing mammals or their pelts, go to the General Regulations section (p.37).

Hunting Raccoon at Night

If you wish to hunt raccoons at night, you must be accompanied by a dog licensed for the purposes of hunting. Each dog participating in the hunt must be licensed. You can only use a rim-fire rifle. Raccoon night hunters must have their guns unloaded and encased while in a vehicle. A licensed night raccoon hunter may use a light if it is not shone from or attached to a vehicle or boat. Learn more at ontario.ca/page/hunt-raccoon-night.

Bullfrog Requirements

Bullfrogs may be taken for personal consumption under the authority of a valid sport or conservation fishing licence. No commercial harvest of bullfrogs is permitted. The only firearms permitted for harvesting bullfrogs are bows (e.g. compound, recurve, long or crossbow). A person may take bullfrogs at night without a firearm and may shine a light for that purpose.

Note: Generally, it is illegal to harvest frogs in provincial parks or Crown Game Preserves.

Share your observations

Tell us about your observations in the field to help Ontario (and beyond) better understand our wildlife populations and other natural resources!

Here are a few ways to do so:

- **Natural Heritage Information Centre (NHIC)**
ontario.ca/ReportRareSpecies
- **iNaturalist**
inaturalist.org
- **eBird**
ebird.org



Ontario 

ServiceOntario Centres

Hunting and fishing licences, as well as a variety of permits, are available at participating ServiceOntario locations. Visit ontario.ca/locations/serviceontario.

- **Fishing** Licences – All Ontario, Canadian and Non-Resident licences and the Outdoors Card.
- **Hunting** Licences – All Resident licences, Non-Resident licences, Outdoors Card, replacement licence summaries and tags, Hunter Education Exam/Certificate submissions, Big Game Draw/Allocation entry.
- **Permits** – Non-Resident Big Game Export Permits, Non-Resident Crown Land Camping Permits.

Authorized Licence Issuers

Ontario, Canadian and Non-Canadian Resident fishing and hunting licences and Outdoors Card are also available at authorized licence issuers across the province. For the nearest location and services offered visit ontario.ca/LicenceIssuers or call 1-800-387-7011.

Environment and Climate Change Canada

CITES permits are available through ECCC.

Online: canada.ca/en/services/environment/wildlife-plants-species/species-risk.html

Phone: (855) 869-8670

Email: cites@ec.gc.ca

MNRF Work Centres

Call for an appointment. To be transferred to a local work centre, please call 1-800-387-7011.

Southern Region

Aurora-Midhurst-Owen Sound District (WMU 72B, 73, 76A, 76B, 76C, 76D, 76E, 77A, 77B, 77C, 78A, 78B, 78C, 78D, 78E, 79C, 79D, 81A, 81B, 82A, 82C, 83A, 83B, 83C, 84)

Aurora MNRF Work Centre:..... (905) 713-7400

Midhurst MNRF Work Centre: (705) 725-7500

Owen Sound MNRF Work Centre: ... (519) 376-3860

Aylmer-Guelph-Vineland District (WMU 80, 85A, 85B, 85C, 86A, 86B, 87A, 87B, 87C, 87D, 87E, 88, 89A, 89B, 90A, 90B, 91A, 91B, 92A, 92B, 92C, 92D, 93A, 93B, 94A, 94B, 95)

Aylmer MNRF Work Centre: (519) 773-9241

Guelph MNRF Work Centre: (519) 826-4955

Vineland MNRF Work Centre:..... (905) 562-4147

Kemptville-Kingston District (WMU 62, 63A, 63B, 64A, 64B, 65, 66A, 67, 69B, 69A-3)

Kingston MNRF Work Centre: (613) 531-5700

Kemptville MNRF Work Centre:..... (613) 258-8204

Minden-Parry Sound-Bracebridge District (WMU 46, 47, 49, 50, 51, 53, 54, 56)

Bracebridge MNRF Work Centre: (705) 645-8747

Minden MNRF Work Centre: (705) 286-1521

Parry Sound MNRF Work Centre: (705) 746-4201

Pembroke District (WMU 48, 55B, 58, 59)

Pembroke MNRF Work Centre: (613) 732-3661

Peterborough-Bancroft District (WMU 55A, 57, 60, 61, 68A, 68B, 69A-1, 69A-2, 70, 71, 72A, 74A, 74B, 75)

Bancroft MNRF Work Centre: (613) 332-3940

Peterborough MNRF Work Centre: . (705) 755-2001

For **carefully crafted, locally-grown** and **sustainably sourced** wood products – look for the Ontario Wood leaf.

Visit ontario.ca/wood for more info.



MNRF Work Centres

Northwest Region

Dryden-Fort Frances-Atikokan District (WMU 5, 8, 9A, 9B, 10, 11A, 12A, 12B)

Atikokan MNRF Work Centre:..... (807) 597-6971

Dryden MNRF Work Centre:..... (807) 223-3341

Fort Frances MNRF Work Centre: (807) 274-5337

Far North District (WMU 1A, 1C, 1D, 16A, 25)

Moosonee MNRF Work Centre: (705) 336-2987

Sioux Lookout MNRF Work Centre:.... (807) 737-1140

Kenora District (WMU 6, 7A, 7B)

Kenora MNRF Work Centre: (807) 468-2501

Nipigon-Geraldton District

(WMU 14, 17, 18A, 18B, 19, 21A)

Geraldton MNRF Work Centre: (807) 854-1030

Nipigon MNRF Work Centre: (807) 887-5000

Red Lake-Sioux Lookout District

(WMU 2, 3, 4, 16B)

Red Lake MNRF Work Centre: (807) 727-2253

Sioux Lookout MNRF Work Centre: .. (807) 737-1140

Thunder Bay-Ignace District

(WMU 11B, 13, 15A, 15B, 16C)

Ignace MNRF Work Centre: (807) 934-2233

Thunder Bay MNRF Work Centre: ... (807) 475-1471

Northeast Region

Chapleau-Wawa District

(WMU 21B, 31, 32, 33, 34)

Chapleau MNRF Work Centre:..... (705) 864-1710

Wawa MNRF Work Centre:..... (705) 856-2396

Hearst-Cochrane-Kapuskasing District

(WMU 22, 23, 24, 26, 27)

Cochrane MNRF Work Centre: (705) 272-4365

Hearst MNRF Work Centre: (705) 362-4346

Kapuskasing MNRF Work Centre: (705) 335-6191

North Bay District (WMU 40, 41, 47)

North Bay MNRF Work Centre: (705) 475-5550

Sault Ste. Marie-Blind River District

(WMU 35, 36, 37, 45)

Blind River MNRF Work Centre:..... (705) 356-2234

Sault Ste. Marie MNRF

Work Centre : (705) 949-1231

Sudbury District (WMU 38, 39, 42, 43A, 43B, 44)

Sudbury MNRF Work Centre: (705) 564-7823

Timmins-Kirkland Lake District (WMU 28, 29, 30)

Kirkland Lake MNRF Work Centre: .. (705) 568-3222

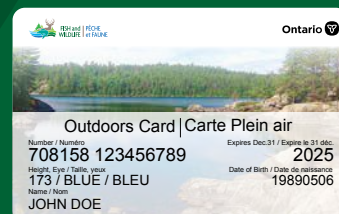
Timmins MNRF Work Centre: (705) 235-1300

100%

 of licence sales go towards the future of fish and wildlife in Ontario

Purchasing a licence supports:

- big game wildlife population surveys to assess populations
- monitoring big game populations for disease
- hunter education
- a province filled with opportunities to hunt deer, moose, elk, bear, wild turkeys and small game
- conservation officers who protect natural resources and public safety



ontario.ca/FishHuntFees



Ontario

Duck, Sausage and Bean Stew



This delicious stew is a hearty and warm comforting dish and perfect for feeding a crowd.

Preparation Time: 25 minutes

Cooking Time: 2 hours

Baking Time: 45 minutes

Serves 10 to 12

2 kg	Ontario Duck
500 g	honey garlic sausage
1 tsp (5 mL)	vegetable oil
4	cloves Ontario Garlic, minced
2	Ontario Onions, coarsely chopped
1/2 cup (125 mL)	Ontario Dry White Wine or Craft Beer
1	can (28 oz/796 mL) crushed tomatoes, undrained
1/2 tsp (2 mL)	each dried thyme and savory leaves
2	bay leaves
Pinch	granulated sugar
	Salt and pepper
4	cans (19 oz/540 mL each) white pea or navy beans, drained and well rinsed
2 cups (500 mL)	fresh breadcrumbs
1/3 cup (75 mL)	chopped fresh Ontario Parsley

Remove any loose fat from the duck; cut duck into small serving pieces. Place backbone, wing tips, neck and giblets in medium saucepan. Cover with three times as much cold water. Bring to boil; reduce heat to medium-low and simmer, partially covered, for 1 hour. Set stock aside.

Meanwhile, cut sausage into 1/2-inch (1 cm) slices. In large Dutch oven, heat oil over medium-high heat; add sausage and cook for 5 minutes or until browned. Remove with slotted spoon and drain on paper towel-lined plate.

In same Dutch oven, in batches, brown duck pieces well on all sides. Transfer duck to large plate. Pour out fat and set aside; leaving 2 tbsp (25 mL) fat in Dutch oven. Add garlic and onions to Dutch oven, cook, stirring over medium heat for 5 minutes. Stir in wine and bring to boil, scraping up any bits in the bottom of the pan. Stir in tomatoes, thyme, savory, bay leaves, sugar, and salt and pepper to taste. Add sausage and duck pieces. Bring to boil, cover and reduce heat to medium-low. Simmer for 1-1/2 hours or until meat is very tender, stirring often. Add beans to Dutch oven with reserved duck stock (about 1 cup/250 mL) to make a very moist, but not soupy mixture. Discard bay leaves.

In medium bowl, combine breadcrumbs, parsley and 1/4 cup (50 mL) reserved fat drippings. Sprinkle evenly over casserole. Bake, uncovered, in 350°F (180°C) oven for about 45 minutes or until a golden-brown crust has formed and casserole is bubbly.

Nutritional Information:

1 Serving (When recipe serves 12):

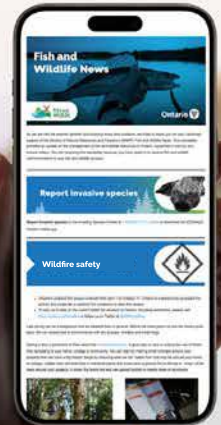
PROTEIN:	32 grams
FAT:	32 grams
CARBOHYDRATE:	55 grams
CALORIES:	641
FIBRE:	15 grams
SODIUM:	650 mg



Foodland
ONTARIO

Staying on top of our latest news?

Check your account profile to make sure you're **opted in** to receive our newsletter, important dates, and content by email.



huntandfishontario.com/home/newsletters



Are you following us?

Stay on top of our news, important dates and content.

Ontario Fish and Wildlife
on Facebook

@FishWildlifeON
on Instagram and X (Formerly Twitter)






● FREE IN DESKTOP BROWSER ● \$5 MOBILE APP

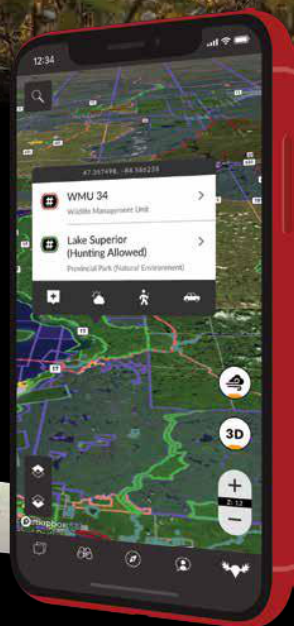
Mobile hunting regulations for exactly where you are, right at your fingertips

See WMU boundaries right on your map. With iHunter in your pack you will always have access to province-wide hunting regulations and game seasons for exactly where you are and the locations you want to scout for later.

 web.ihunterapp.com

All the tools to help you succeed in the field

Wind conditions • Satellite, road, and 3D terrain base maps • Map caching for offline use • Breadcrumb tracking and waypoints • GoTo and driving directions • Location broadcast and waypoint sharing • Sun, moon, and weather forecast • Cell service not required for most features • Lots more...



● \$40 PER YEAR

Add map layers for Crown land

Customize your iHunter experience with an annual subscription that adds 11 more map data layers for things like private and Crown land (includes land use policy documents for Crown land)

 store.ihunterapp.com/ontario

iHunter ON

Download on the
 App Store

GET IT ON
 Google Play

FREE TO USE
 iHunter Web

Available for iOS, Android, and most desktop web browsers. Annual subscription features are not included with the base mobile app. Find out more about iHunter at www.ihunterapp.com or get in touch at info@ihunterapp.com

Designed and built by a small, hardworking team in Canada. 🇨🇦